

EAO – Your Expert Partner for Human Machine Interfaces

02-692.011 - Keylock switch actuator 2 positions

02-692.011 - Keylock switch actuator 2 positions



Attention: The preview is based on a sample product. This can differ from your current configuration.

Mounting

Mounting cut-out Design 21,2 mm x 29,2 mm
flush

Front

Front dimension 24 mm x 36 mm
Front bezel colour black
Front bezel material Plastic
Front shape rectangular

Other Attributes

Weight 0,055 kg

Operating-/Indication part

Switching angle B = 90°

IP-Rating

Front protection IP40

Connection Method

Terminal Screw terminal

Switching element

Rotary positions 2
Contacts 2 C
Contact material Silver
Switching current 10 A
Switching voltage 400 V AC
Switching system Snap-action switching element

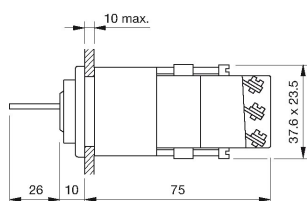
Function

Keylock switch

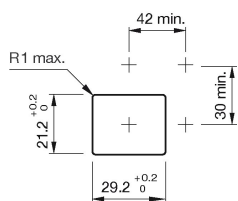
EAO – Your Expert Partner for Human Machine Interfaces

02-692.011 - Keylock switch actuator 2 positions

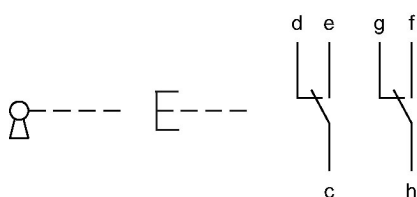
Dimensions



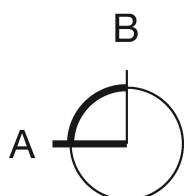
Mounting cut-outs



Wiring diagram



Switching positions



Additional information

A = lockable, non-actuated or actuated
After turning the key 90° clockwise, the switch can be operated
In the unlocked switch positions always perform a momentary action
Standard lock: Schulte YB1
Two keys are supplied with each key lock switch

Legend

Contacts: C = Changeover
Switching position: A = Rest