



Automation for a Changing World

Delta Hot Swappable Mid-range PLC AH Series



www.deltaww.com



AH - Automation System for High-level Applications

The new generation AH Series PLC provides automation solutions for high-level applications. The combination of modularized hardware structure, advanced functions, and the highly integrated software provides a system solution for process control applications.

In addition to various function blocks, excellent performance, and an abundant selection of extension modules, the AH Series PLC also provides exceptional system expandability and full redundant solution, greatly reducing the system cost for a broad range of applications.



- » Highly integrated software ISPSOft: graphical interface with 5 programming languages
- » Enhanced flexibility: Max. 100m or 2 km (optical fiber) between 2 local extension racks
- » Redundant and hot-swapping functions keep the system running for improved maintainability
- » Reliable operations of the supported modules in severe conditions
 - * Operating condition: -20~60°C / 5~95% (Non-condensing)
 - * Storage condition: -40~70°C / 5~95% (Non-condensing)

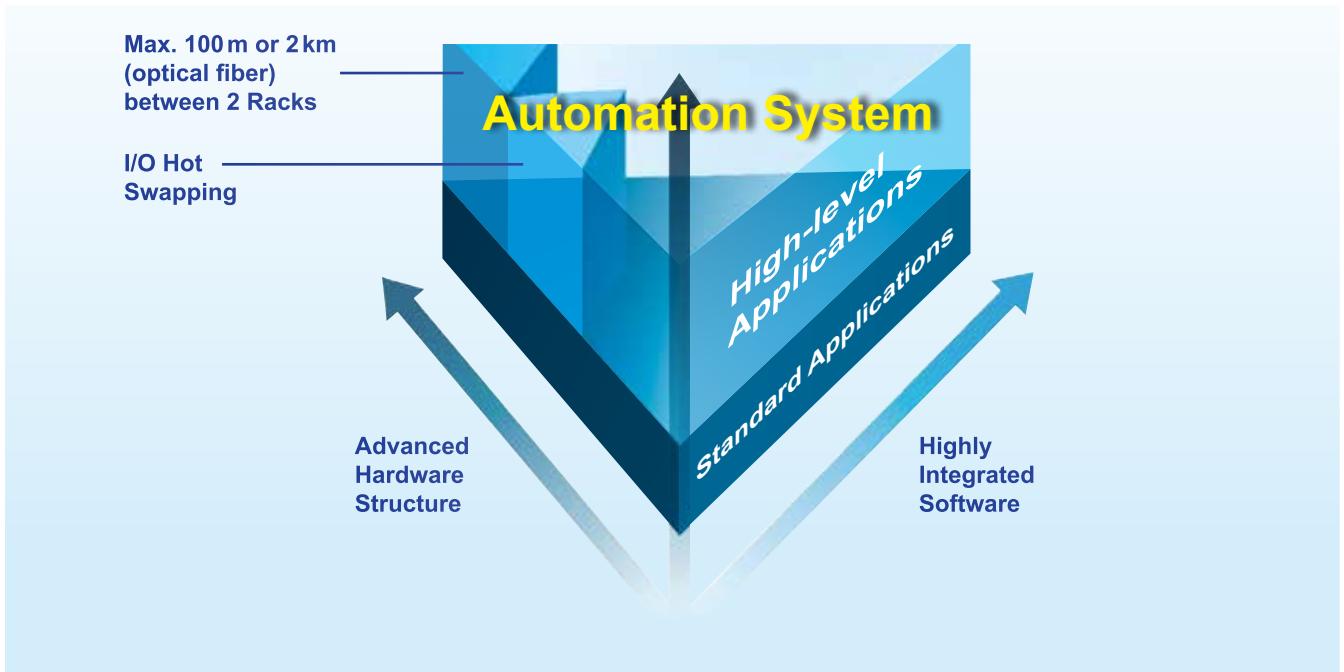
- Utilizes 32-bit processor
- Max. I/O points:
 - DIO: Max. 4,352 points
 - AIO: Max. 544 channels
 - RIO: >100,000 points
- Program capacity: Max. 1 M steps (4 MB)
Data register (D+L): 512 k words
- Excellent program execution speed: LD instruction execution speed: 0.02 μs
- CPU built-in with fully isolated RS-232/422/485, Mini-USB, Ethernet and SDHC card slot
- Abundant selection of DIO modules, AIO modules, temperature measurement modules, network modules, pulse-train modules and DMCNET/EtherCAT motion control modules



Contents


	Page
AH Series PLC – Automation System with Fully Integrated Hardware and Software Interfaces	3
Redundant CPU	5
Standard / Compact Motion Control System	7
Applications	9
AH System Structure	11
ISPSOft V3.0 Highly Accessible Programming Software	13
PMSOft V2.0	16
Specification Tree	17
CPU Selection Table	18
Model Name	19
Dimensions	21
Accessory Selection for High-density Modules	30
Ordering Information	36

AH Series PLC – Automation System with Fully Integrated Hardware and Software Interfaces



Highly Integrated Software – Excellent Accessibility

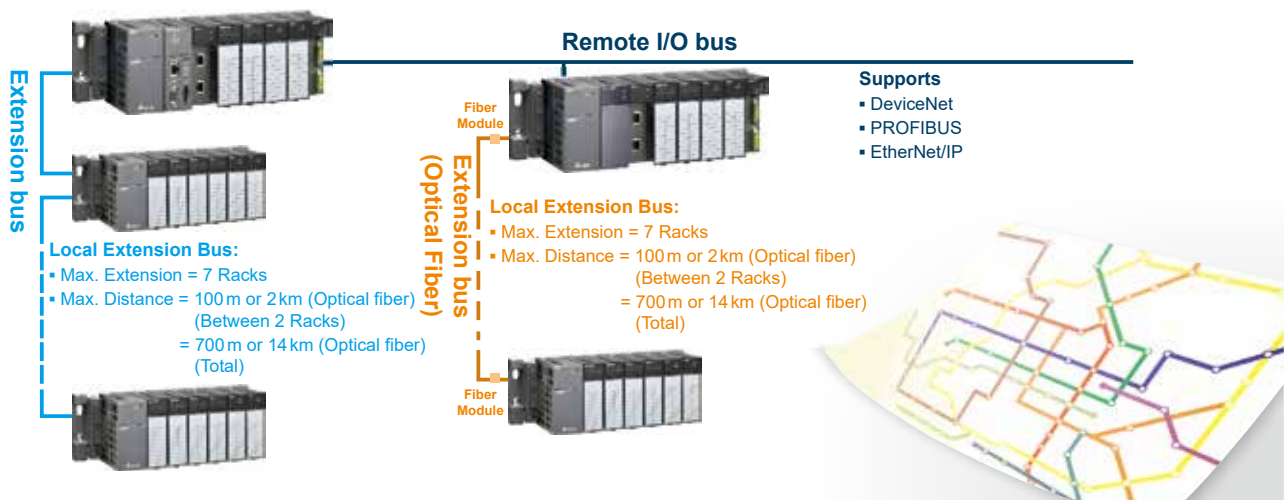
AH PLCs adopt the highly accessible programming software ISPSOft, integrating the main functions that include control process programming, hardware configuration, network configuration, and providing a graphical interface for these functions. In addition, users of ISPSOft can choose their most efficient programming tools from the 5 supported languages: Ladder Diagram (LD), Function Block Diagram (FBD), Sequential Function Chart (SFC), Instruction List (IL) and Structured Text (ST).



Enhanced Flexibility – Extends the System Freely

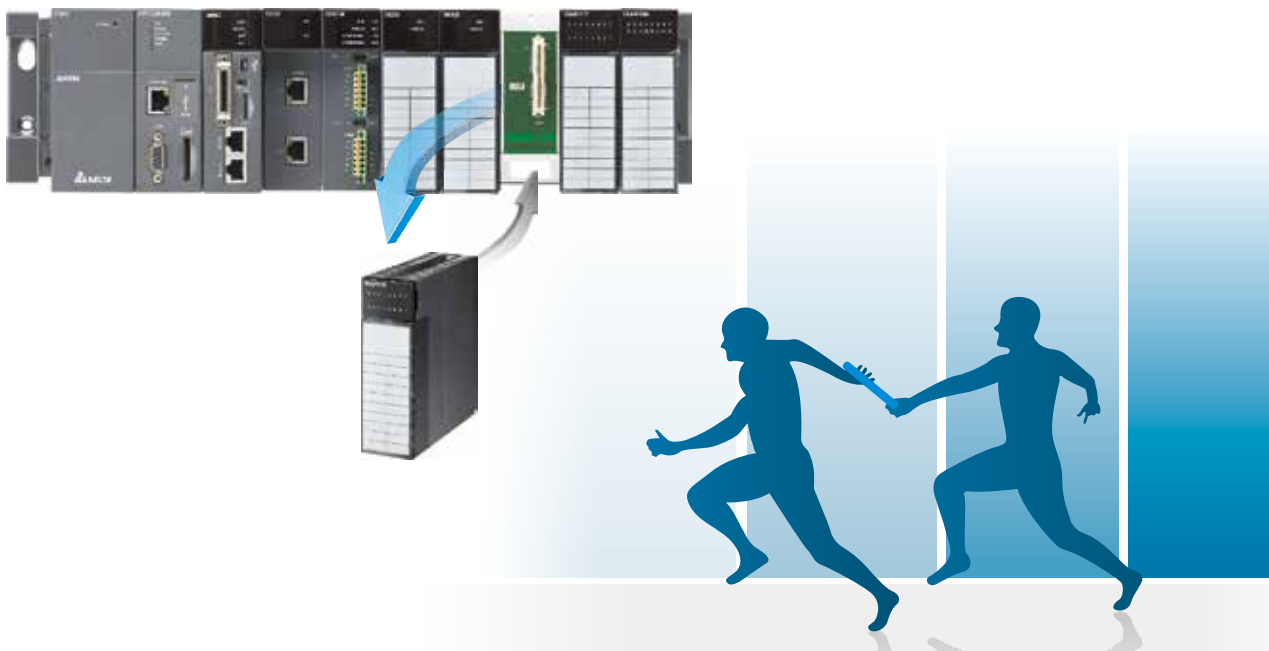
The length of extension cables between each AH local extension rack can reach a maximum of 100m or 2km (optical fiber), greatly enhancing wiring flexibility. In addition, the AH provides modularized backplanes and modules applicable for not only CPU racks but also for remote I/O racks. This feature improves the flexibility of system planning and reduces the additional cost that might be generated by preparing two different types of spare backplanes and modules.

System Extension Structure



Improved Maintainability – Keeps the System Running

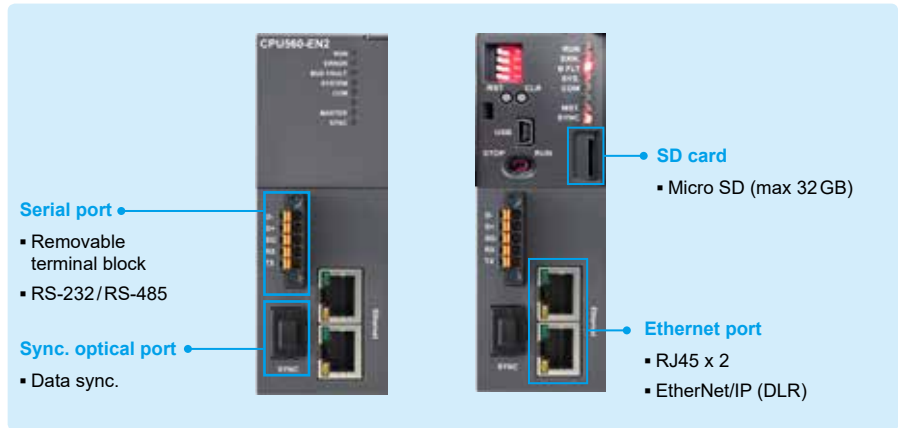
The hot-swap function provided for AIO and DIO modules increases maintainability when I/O modules fail. Users can replace modules without stopping the operation of the CPU module, preventing a possible loss due to a pause in the system's operation.



Redundant CPU

The redundant CPU of the AH Series adopts a reliable redundancy structure, and integrates synchronous modules, Ethernet ports and serial communication interfaces for a more competitive control solution.

AHCPU560-EN2



Redundant Backplane

The redundant backplane of the AH Series provides redundant power supply and communication interfaces for a complete control solution.

Redundant main backplane: AHBP04MR1-5A (4-slot), AHBP06MR1-5A (6-slot), AHBP08MR1-5A (8-slot)



Redundant expansion backplane: AHBP06ER1-5A (6-slot)



Redundant System

Full Redundancy Structure

Redundant CPU	Redundant main backplane	Redundant power	Redundant ext. ports	Ring topology
---------------	--------------------------	-----------------	----------------------	---------------

Modules

Main backplane	Expansion backplane	RTU rack
<ul style="list-style-type: none"> Ethernet module - AH10EN-5A (V3) Serial module - AH10SCM-5A (V3) 	<ul style="list-style-type: none"> DIO AIO (includes temperature modules) Serial modules - AH10SCM-5A, AH15SCM-5A 	<ul style="list-style-type: none"> DIO AIO (include temperature modules)

Tasks

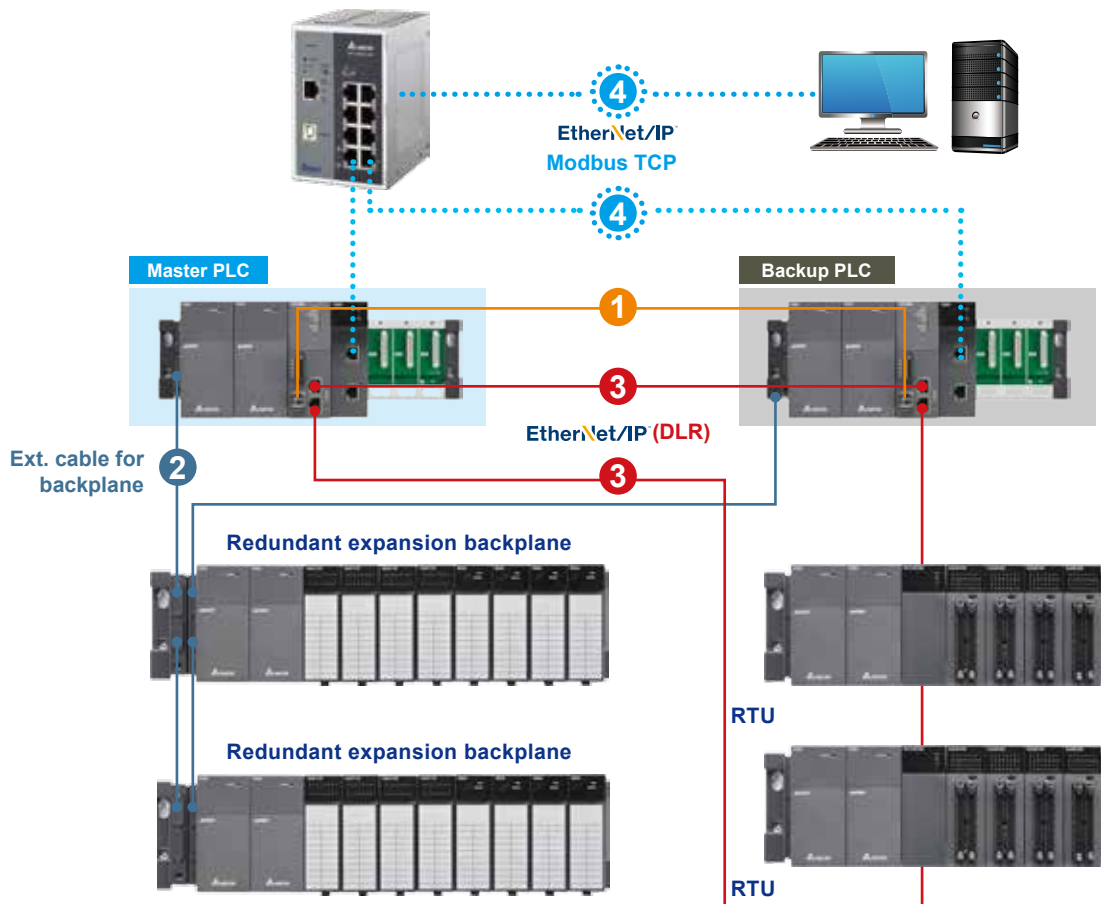
Cyclic	Timer interrupt
--------	-----------------

CPU built-in sync. module

CPU switch-over time: 20 ms

RTU nodes to support expansion backplanes

Standard backplanes available (under some conditions)

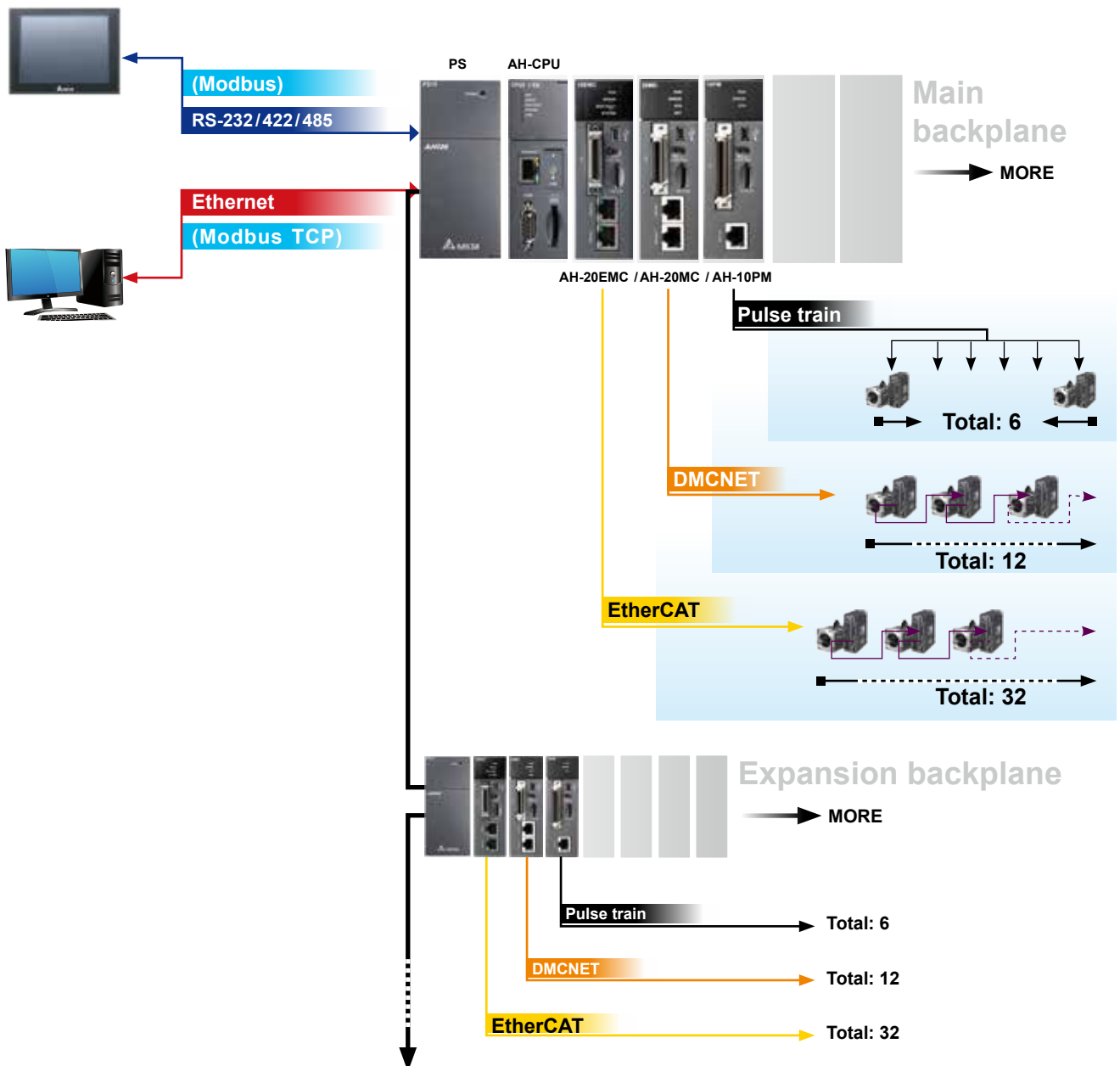


- 1 Sync. optical fiber
- 3 EtherNet/IP ring topology (DLR)
- 2 Ext. cable for backplane
- 4 Star topology EtherNet/IP, Modbus TCP

Standard Motion Control System

- ▶ Provides EtherCAT, DMCNET and pulse train solutions for customers.
- ▶ Motion modules can independently take care of both the logic and motion control. Users can write and download the programs to the motion modules.
- ▶ All motion modules support the standard motion control system.
- ▶ All motion modules can be installed on the local backplanes.
- ▶ Motion control functions:
 - » Performance:
 - Pulse train module: Max. 1 MHz output
 - DMCNET module: Min. synchronization time at 12 axes is 1 ms
 - EtherCAT module: Min. synchronization time at 8/16/32 axes is 0.5/1/2 ms
 - » Supports UD/PD/AB/4AB input modes
 - » Supports MPD inputs/E-Cam/G-code/2~6 axes linear interpolation/2 axes arc interpolation/3 axes helical interpolation

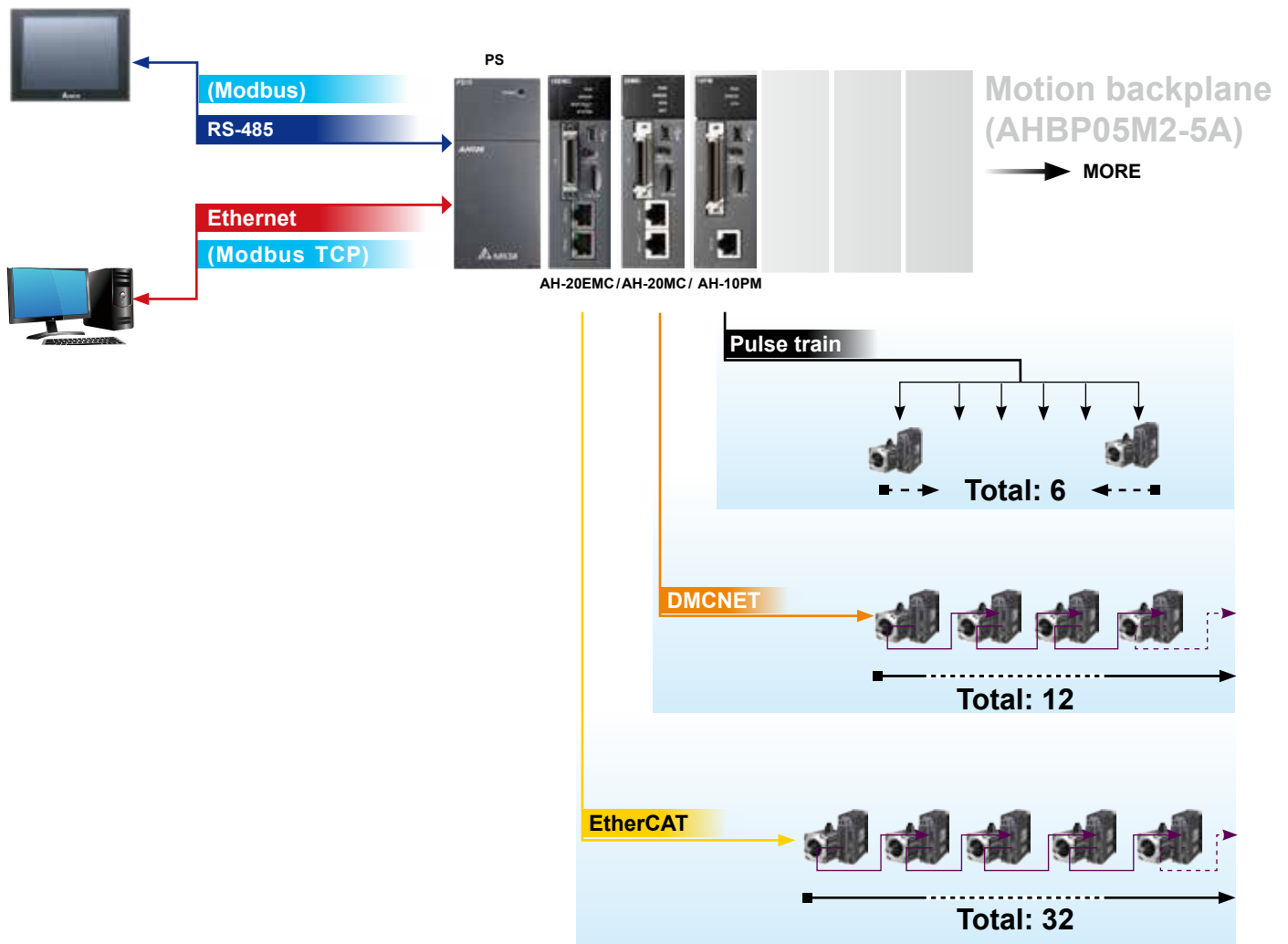
Note: The EtherCAT motion modules (AHxxEMC-5A) do not yet have support installed on the I/O slots.



Compact Motion Control System

- ▶ Provides EtherCAT, DMCNET and pulse train solutions for customers.
- ▶ AHxxEMC-5A motion controller can be installed on the CPU slot of the specific motion backplane and works as a CPU module.
- ▶ Compact motion control system does not support the expansion backplane.
- ▶ Motion modules can be installed on the I/O slot of the motion backplane.
- ▶ Motion control functions:
 - » Performance:
 - Pulse train module: Max. 1 MHz output
 - DMCNET module: Min. synchronization time at 12 axes is 1 ms
 - EtherCAT module: Min. synchronization time at 8/16/32 axes is 0.5/1/2 ms
 - » Supports UD/PD/AB/4AB input modes
 - » Supports MPD inputs/E-Cam/G-code/2~6 axes linear interpolation/2 axes arc interpolation/3 axes helical interpolation

Note: The EtherCAT motion modules (AHxxEMC-5A) do not yet have support installed on the I/O slots.



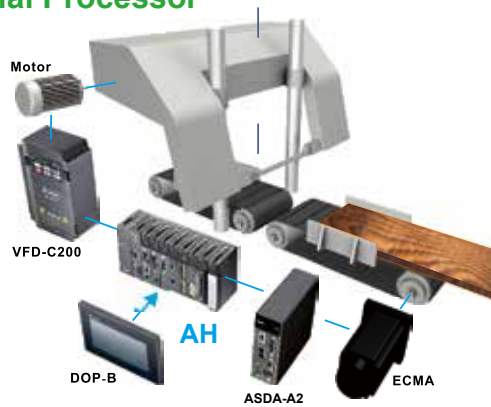


Applications


Large Scale Industrial Machines

The features of the AH can easily fulfill the system requirements of large scale industrial machines. By utilizing its unique local extension capability with versatile combinations of I/O modules, the AH can simplify the complex remote I/O system structure in large scale industrial machines with a local I/O system consisting of a single CPU rack and local extension racks, maintaining a high execution speed and lowering the wiring cost.

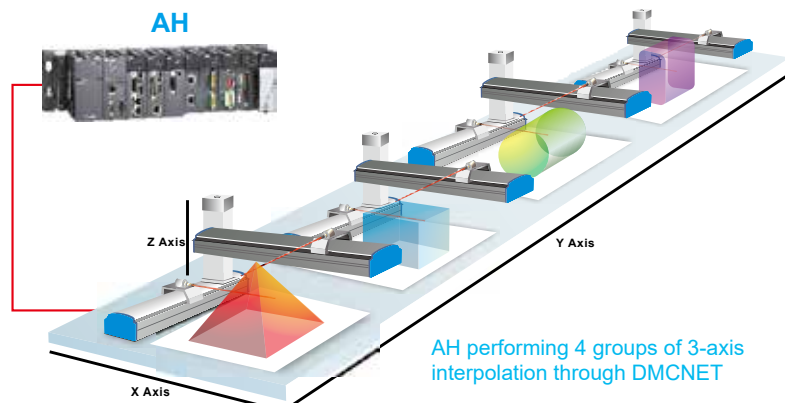
Building Material Processor



Warp Knitting Machine



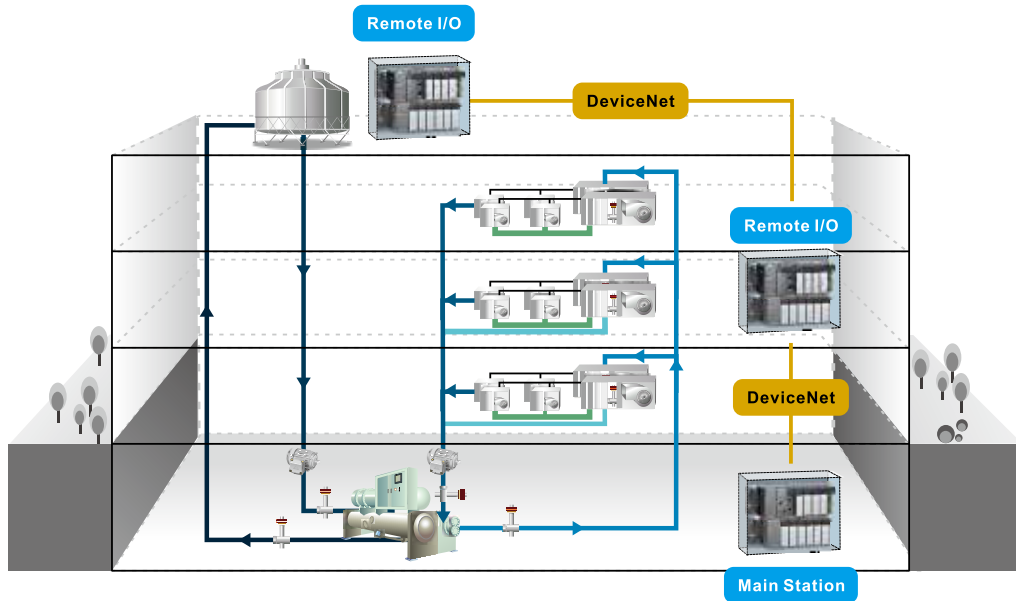
The AH also supports excellent motion control functions including 3-axis linear interpolation, 2-axis arc interpolation, and 3-axis helical interpolation. In addition, the AH is capable of controlling up to 12 axes or 4 groups of 3-axis interpolation synchronously through Delta's high speed motion control network DMCNET.



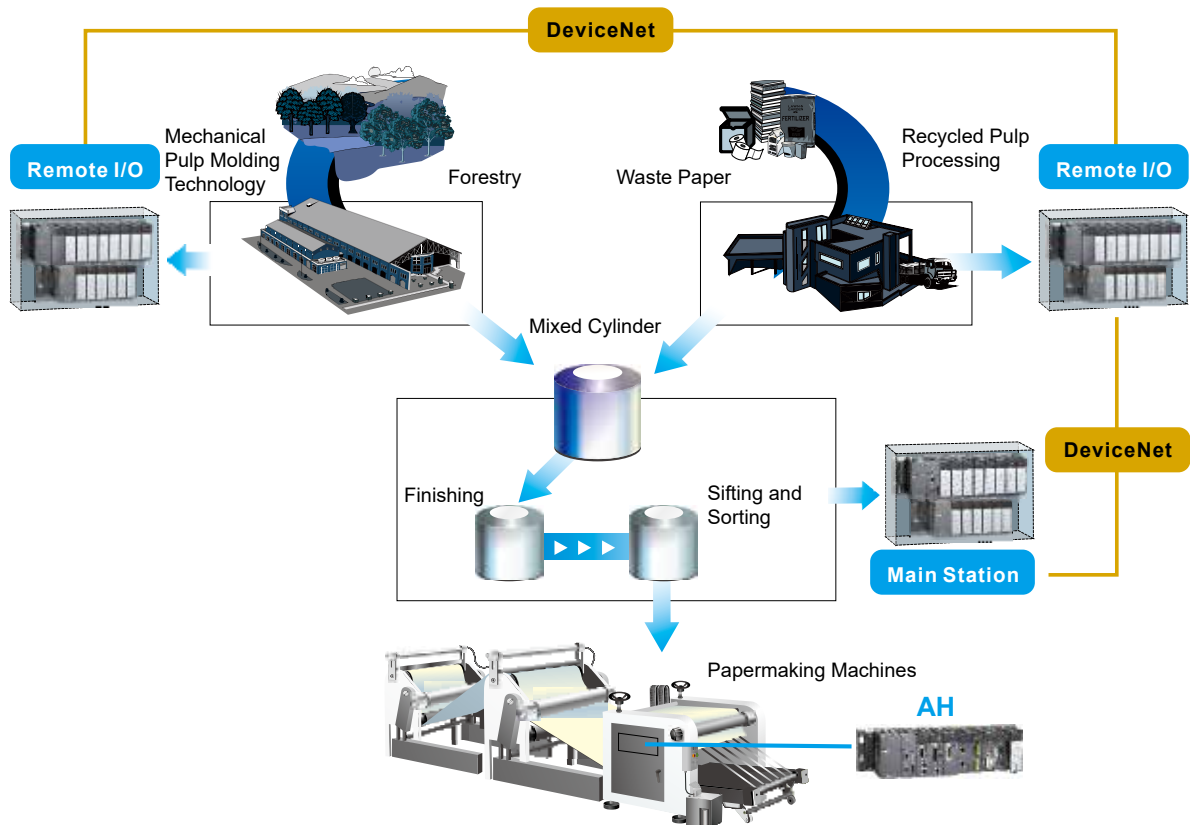
System Applications

The AH is a modular system controller designed for almost all kinds of high-level automation tasks. The abundant selection of I/O modules and the flexible system structure provide the best solutions for all types of system integration requirements. Through the remote I/O expandability, you can build up the AH main station as a central control system and allocate the remote I/O systems on different floors for HVAC applications, or in different processing stations for the paper-making industry. The AH can not only fulfill the application requirements of industrial machines or devices, but it can also provide total solutions for automation systems.

HVAC

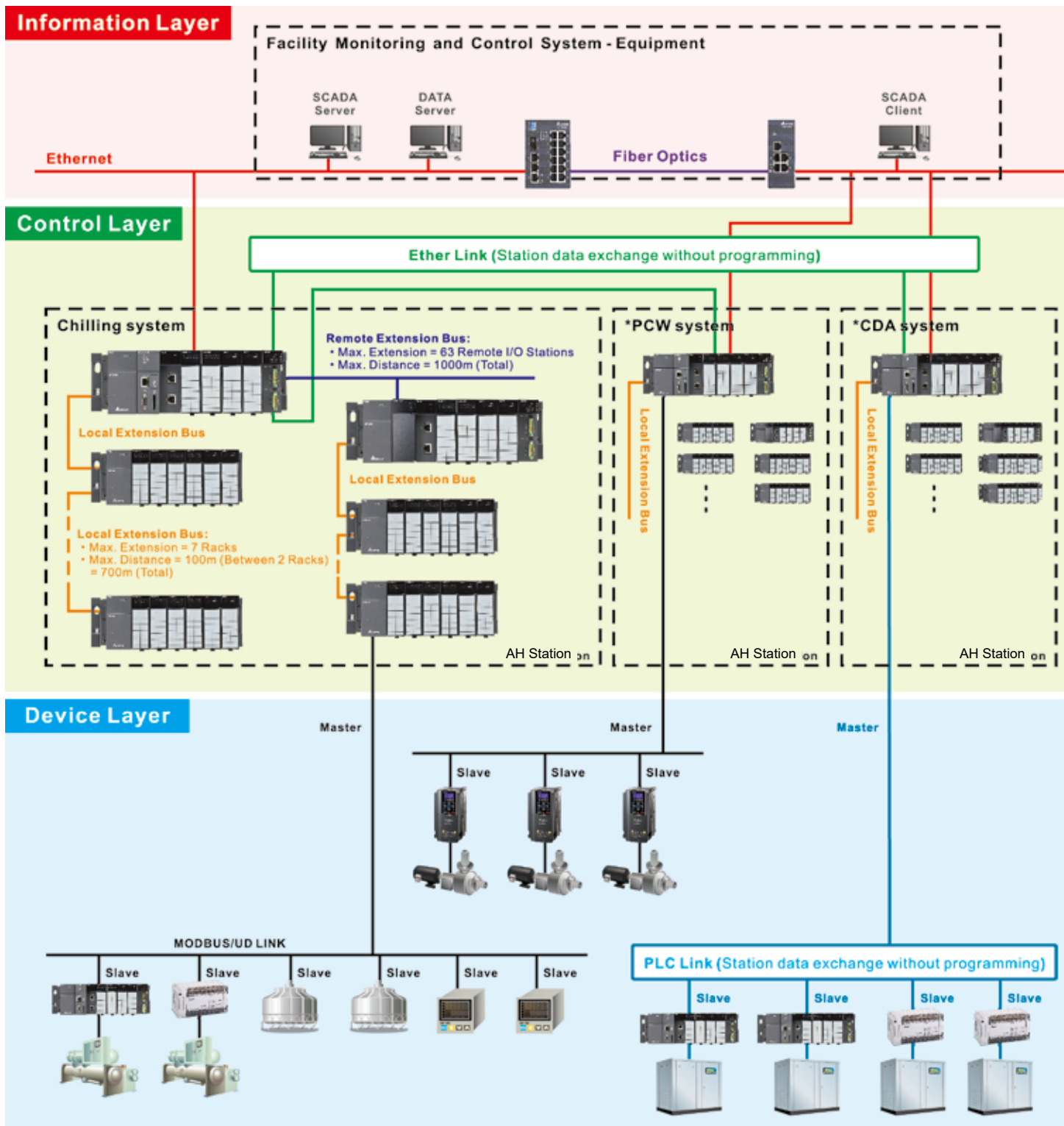


Papermaking Industries



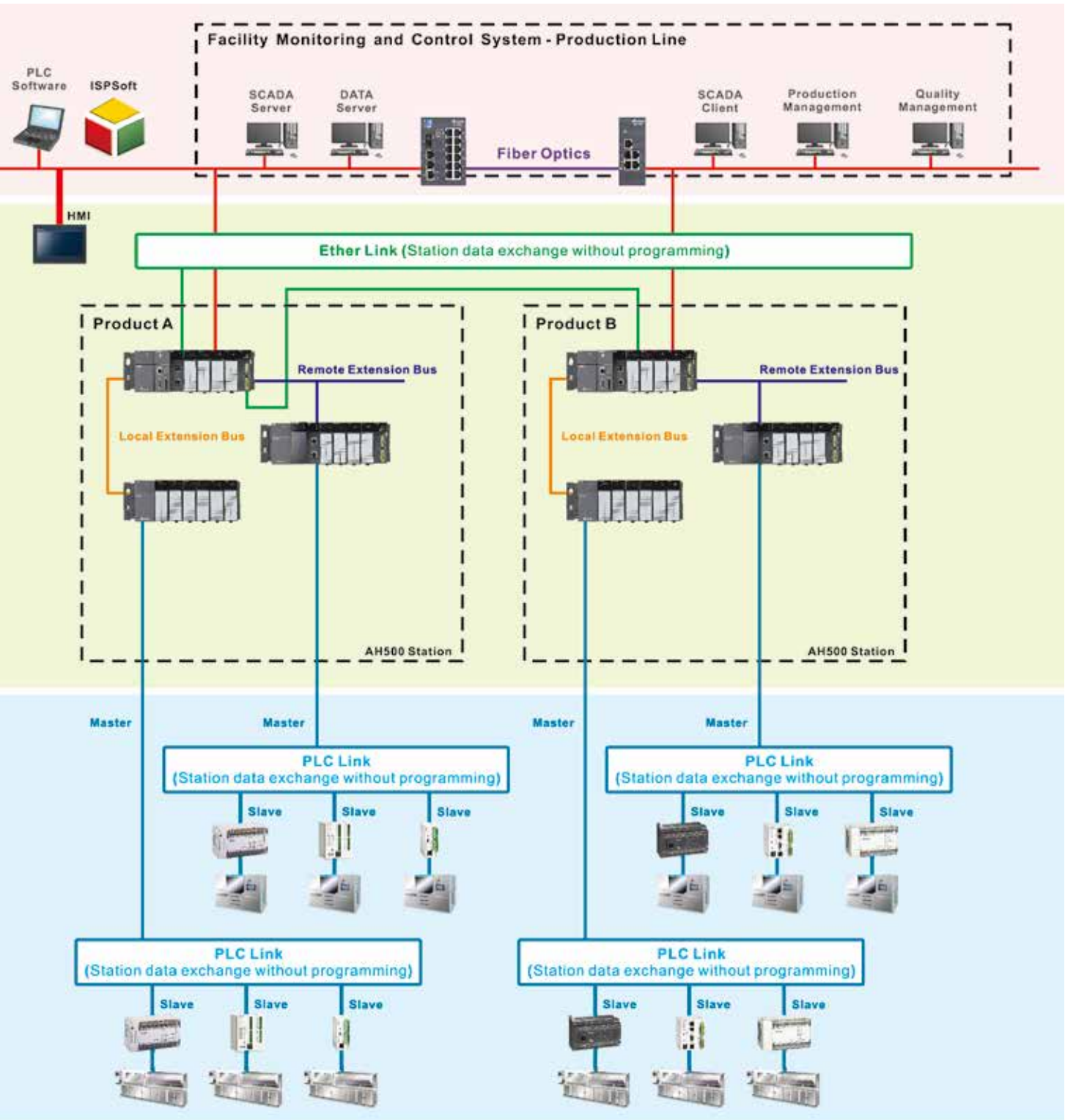
AH System Structure – Facility Monitoring and Control System

The system configuration of the AH is well demonstrated by the Facility Monitoring and Control System (FMCS). The AH in the control layer connects multiple facility systems and product processing systems and performs data exchange without programming through Delta's convenient PLC Link and Ether Link. PLC Link can be applied for data exchange between masters and slaves, and Ether Link can be applied for data exchange between AH master stations. The smart communication feature can save you time spent in programming.



* [Note] PCW system: Process Cooling Water System ; CDA system: Clean Dry Air System

In addition to AH PLCs, Delta's industrial automation solution includes human machine interfaces (HMI), DVS series industrial Ethernet switches, DVP series PLCs, AC motor drives, AC servo drives and temperature controllers. You can find the best solution for your industry from our product lines across the device layer, control layer and information layer.

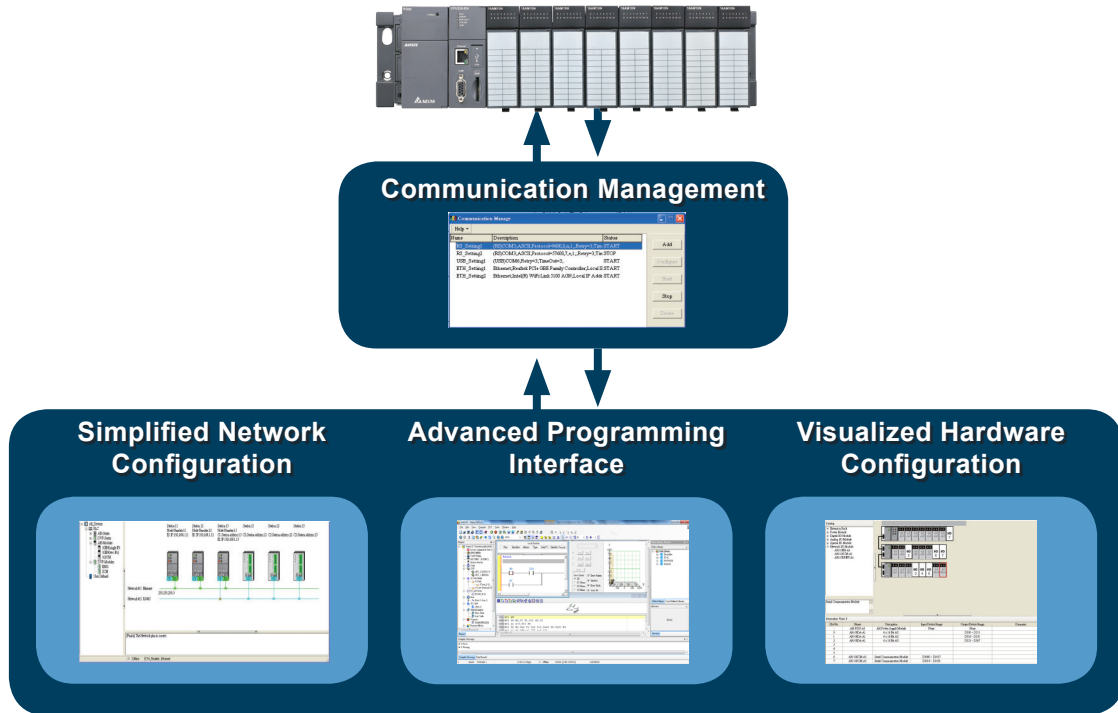


ISPSOft V3.0

Highly Accessible Programming Software

Fully Integrated Interface

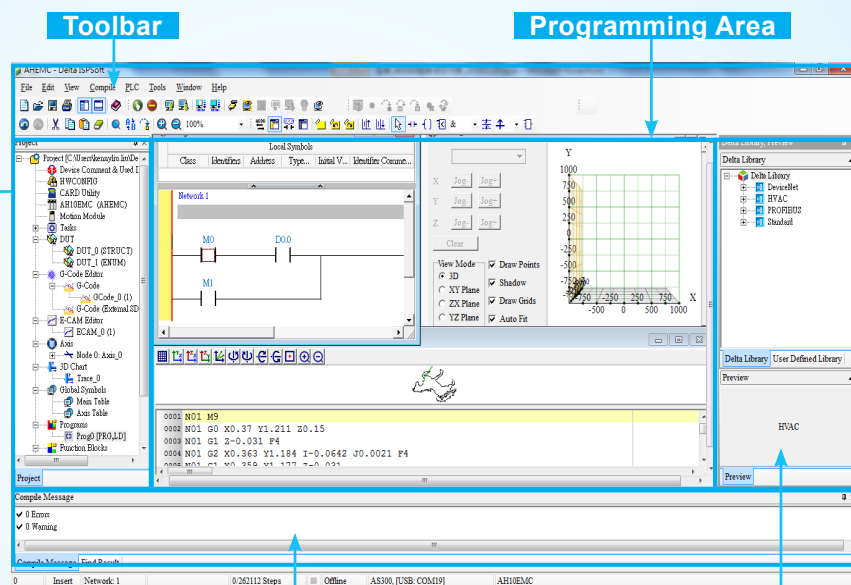
Advanced Programming Interface + Visualized Hardware Configuration + Simplified Network Configuration + Data Tracer & Logger + Motion programming



Advanced Programming Interface

Project Management Window

- **New Functions:** Network configuration, hardware configuration and PLC card.
- Supports 5 programming languages (LD/FBD/SFC/IL/ST)
- **Function Blocks:** Symbols can be introduced in call-by-value or call-by-reference types. Function blocks can be called in function block for up to 32 levels.
- **Monitor Table:** It can be stored and managed separately. Multiple monitor tables can be stored in a single project.
- **User Library:** Users can design frequently used instructions for specific applications in different industries.
- **Task:** Supports cyclic, I/O interrupt, timer interrupt, external interrupt, and more. Software will provide usable tasks for different CPUs.



Message Window

Library Management

Visualized Hardware Configuration

Module Selection

Module Description

Toolbar

- System hardware configuration can be monitored in On-Line mode
- Hardware configuration can be displayed by Scan function

Hardware Configuration Area

- Operations of Cut / Copy / Paste / Delete are available for modules and racks
- Parameters of each module can be directly configured

Rack Information

- I/O device range can be specified by the user

Slot No.	Name	Description	Input Device Range	Output Device Range	Comment
-	ABP536-SA	All Power Supply Module	Name	Name	
-	ABP3130-EN	All basic CPU Element	Name	Name	
0	ABE3AM104-SB	32 x DI 24VDC	X00 - X0.15		
1	ABE3AM104-SB	32 x DI 24VDC	X0.0 - X0.15		
2	ABE3AM104-SB	32 x DO, NPN 12 to 24 VDC	Y0.0 - Y0.15	Y0.0 - Y0.15	
3	ABE3AM104-SB	32 x DO, NPN 12 to 24 VDC	Y0.0 - Y0.15	Y2.0 - Y2.15	
4	ABR04D-SA	8 x AI 16 Bit	D0 - D15		
5	ABR04D-SA	8 x AI 16 Bit	D16 - D31		
6	ABR04A-SA	4 x AO 16 Bit		D06 - D111	
7	ABR04A-SA	4 x AO 16 Bit		D112 - D127	

Simplified Network Configuration

Network Device Selection

Ether Link

PLC Link

Toolbar

Network Configuration Area

- Master device settings
- Ether Link editing function
- PLC Link editing function

Network Information

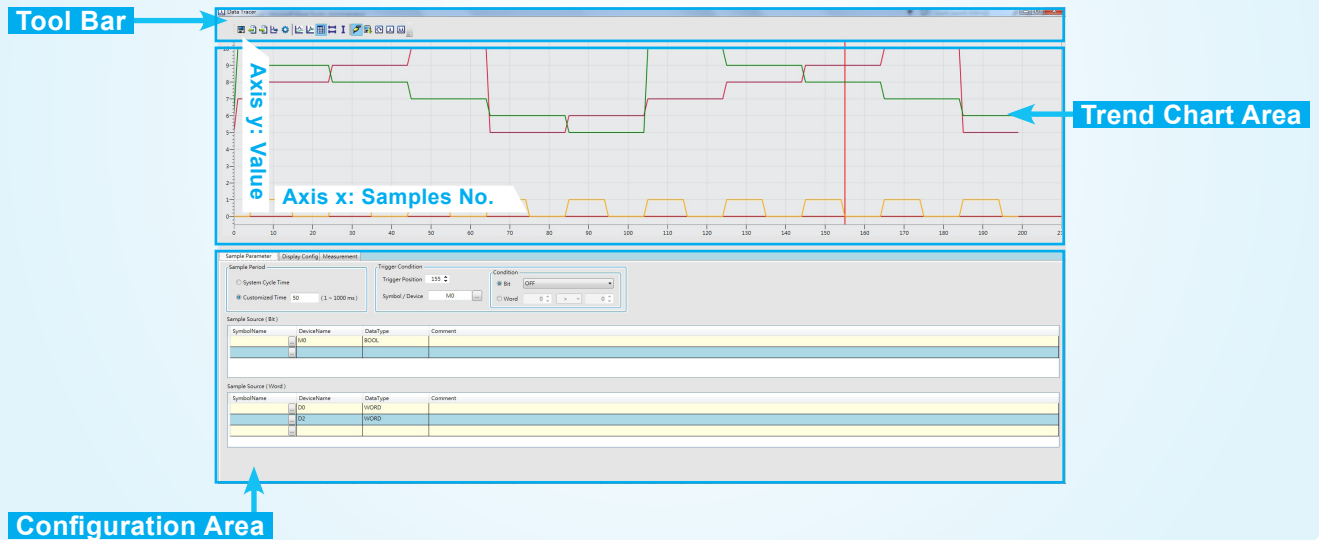
Data Tracer & Logger

Data Tracer

Provides high speed data log ability and the interval could be 1 CPU scan. Users can easily analyze the program logic with this function.

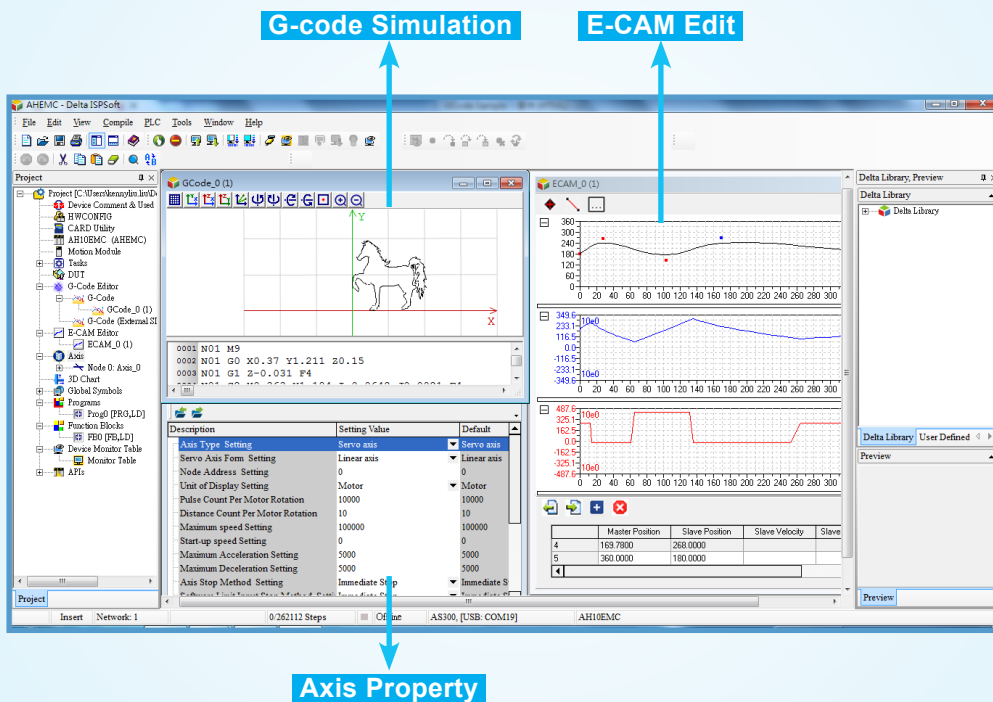
Data Logger

Provides big data log ability and adjustable intervals. Users can log critical system data and then analyze the system operation status.



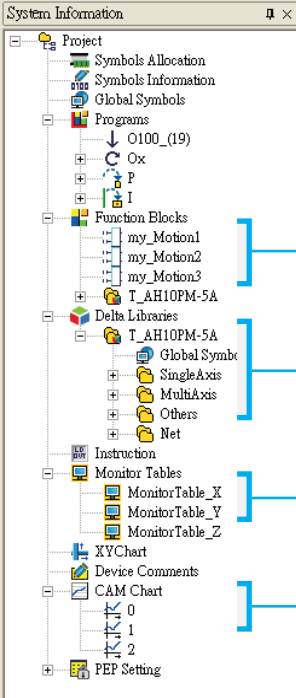
Integrated Motion Programming

ISPSOft V3 integrates the logic and motion program editors into one software



PMSoft V2.0

This programming software is for G-code editing, motion trajectory simulation, positioning route instruction and electronic cam establishment.



Variable Declaration

Separate from the program. The corresponding physical I/O point of the variable is defined only after the program is compiled. Users do not need to modify the program.

Function Block

A complicated project can be divided into many function blocks. A function block can be used repeatedly. The import/export function makes the programming more convenient.

Function Block for Motion Control

Provides function block features specifically for motion control, making programming more convenient

Convenient Monitor Table Management

Users can save and manage monitor tables independently according to their needs.

Electronic Cam

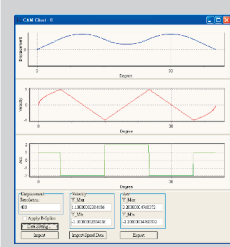
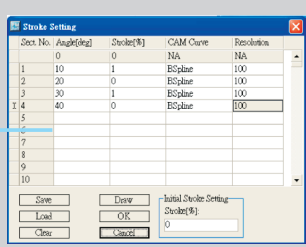
Electronic cam editing

CFC Editor

Supports CFC programming language

Class	Identifiers	Address	Type...	Initial	Comment...
VAR	Avis_Scan		FFMC_Scan		FFMC對ASD-A2作控
VAR	Avis_Enable		FFMC_Servo_On/Off		FFMC對ASD-A2作控
VAR	Avis_WVP		FFMC_WVPparameter		FFMC對解軸作輸入
VAR	Avis_FP		FFMC_ReadParam		FFMC對解軸作讀出

Device No.	Radix	Value	Comment
M0	bin		
M1	bin		
M2	bin		
M3	bin		
M4	bin		
M5	bin		
D0	str		
D1	str		
D2	str		
D3	str		
D4	str		
D5	str		

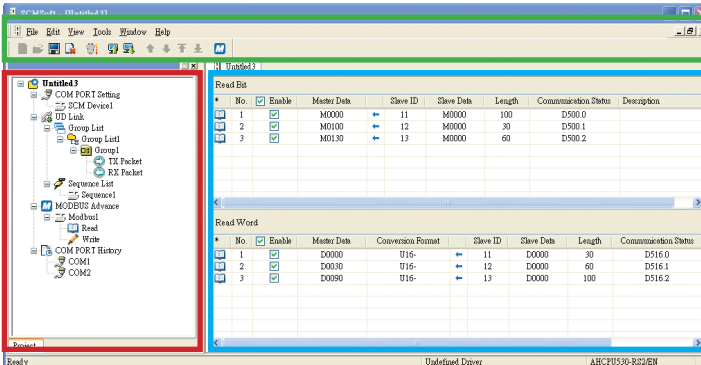



SCMSoft V1.0 Communication Editing Software

Provides SCM module with automatic data exchange setup function

Project Management Interface

- Supports user defined protocol (UD Link)
- Supports Modbus protocol
- Supports data monitoring for communication ports



No.	Enable	Master Data	Slave ID	Slave Data	Length	Communication Status	Description
1	<input checked="" type="checkbox"/>	M0000	11	M0000	100	D500.0	
2	<input checked="" type="checkbox"/>	M0100	12	M0000	30	D500.1	
3	<input checked="" type="checkbox"/>	M0130	13	M0000	60	D500.2	

No.	Enable	Master Data	Conversion Format	Slave ID	Slave Data	Length	Communication Status
1	<input checked="" type="checkbox"/>	D0000	U16-	11	D0000	30	D516.0
2	<input checked="" type="checkbox"/>	D0030	U16-	12	D0000	60	D516.1
3	<input checked="" type="checkbox"/>	D0090	U16-	13	D0000	100	D516.2

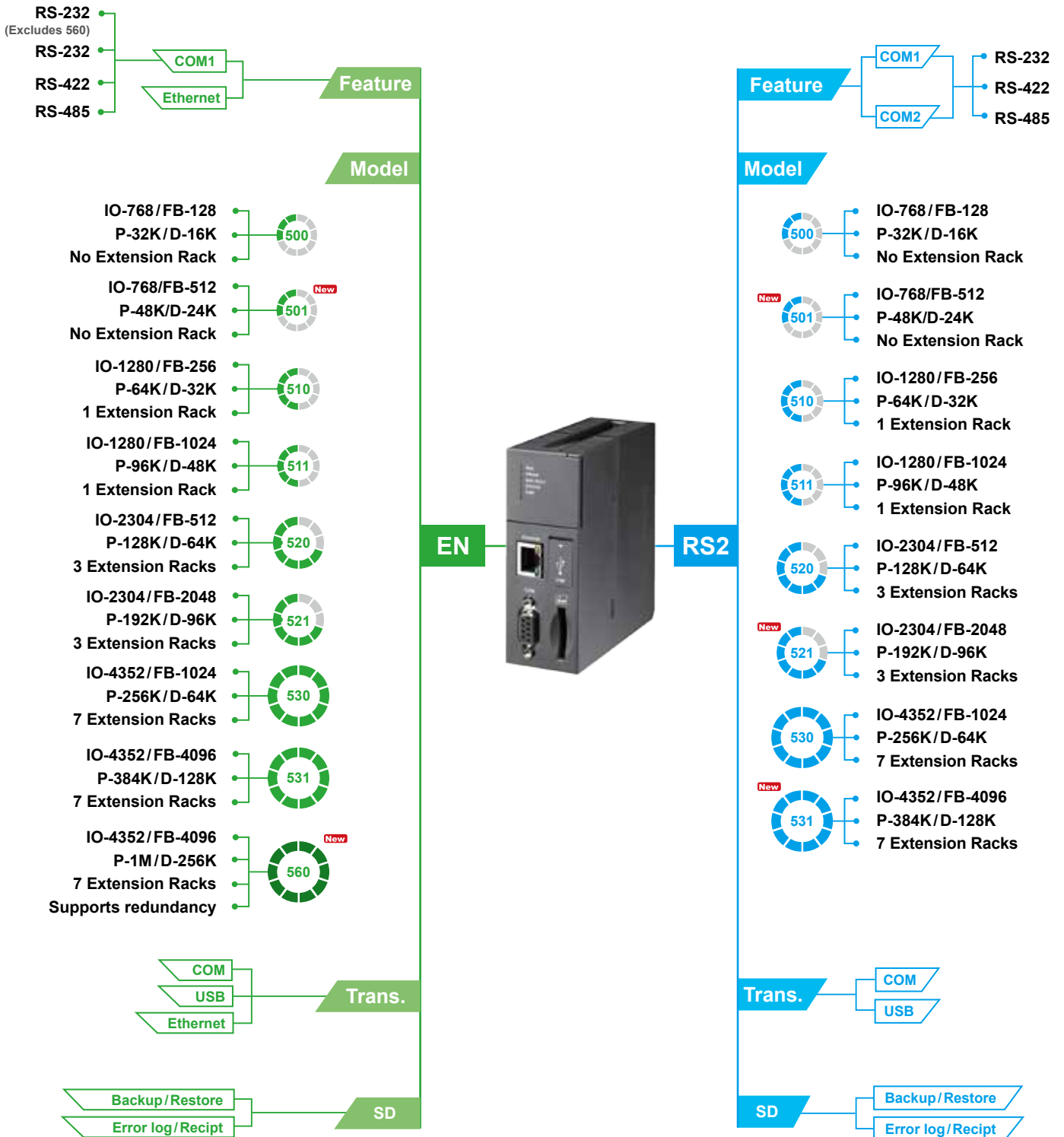
Toolbar

- Upload/Download setup files
- Supports wizards

Editing Area

- Data exchange setup
- Status display

Specification Tree



CPU Selection Table

Item	Specifications	Check	CPU Model																
			AH500		AH510		AH520		AH530		AH501		AH511		AH521		AH531		AH560
			RS2	EN	RS2	EN	RS2	EN	RS2	EN	RS2	EN	RS2	EN	RS2	EN	RS2	EN	EN2
Local I/O points	< 768	<input type="checkbox"/>	•							•									
	< 1280	<input type="checkbox"/>		•							•								
	< 2304	<input type="checkbox"/>			•							•							
	< 4352	<input type="checkbox"/>					•							•			•		
Program capacity	< 32k steps	<input type="checkbox"/>	•																
	< 48k steps	<input type="checkbox"/>								•									
	< 64k steps	<input type="checkbox"/>		•															
	< 96k steps	<input type="checkbox"/>									•								
	< 128k steps	<input type="checkbox"/>				•													
	< 192k steps	<input type="checkbox"/>											•						
	< 256k steps	<input type="checkbox"/>						•											
	< 384k steps	<input type="checkbox"/>														•			
	< 1M steps	<input type="checkbox"/>																•	
Expansion capacity	None	<input type="checkbox"/>	•							•									
	< 1 expansion rack	<input type="checkbox"/>		•							•								
	< 3 expansion racks	<input type="checkbox"/>				•							•						
	< 7 expansion racks	<input type="checkbox"/>						•							•		•		
Built-in communication	1 COM port	<input type="checkbox"/>		•		•		•		•		•		•		•		•	
	2 COM ports	<input type="checkbox"/>	•		•		•		•		•		•		•				
	Ethernet	<input type="checkbox"/>		•		•		•		•		•		•		•		•	
	Mini-USB	<input type="checkbox"/>	•		•		•		•		•		•		•		•	•	
Protocol supported	Modbus	<input type="checkbox"/>	•		•		•		•		•		•		•		•	•	
	Modbus TCP	<input type="checkbox"/>		•		•		•		•		•		•		•		•	
	EtherNet/IP	<input type="checkbox"/>								•		•		•		•		•	
SD card	V 1.0	<input type="checkbox"/>	•		•		•		•										
	V 2.0 (SDHC)	<input type="checkbox"/>								•		•		•		•		•	
Redundancy	CPU	<input type="checkbox"/>																•	

Model Name

AH CPU

AHCPU500-RS2

AH	CPU	5	0	0	-	RS2
Series	Classification	Model	Function	Version		Type
	CPU		0: No expansion rack 1: 1 expansion rack 2: 3 expansion racks 3: 7 expansion racks 6: Redundant CPU			RS2: 2 COM ports EN: 1 COM & 1 Ethernet ports EN2: 1 COM & 2 Ethernet ports

AH Power Supply Module

AHPS05-5A

AH	PS	05	-	5A
Series	Classification	Function		Type
	Power supply	05: AC input (100~240V) 15: DC input (24V)		

AH RTU Module

AHRTU-DNET-5A

AH	RTU	-	DNET	-	5A
Series	Classification		Function		Type
	Remote terminal unit		DNET: DeviceNet PFBS: PROFIBUS ETHN: EtherNet/IP		

AH Digital I/O Module

AH16AM10N-5A

AH	16	AM	1	0	N	-	5A
Series	I/O points	Classification	Function	Function	Function		Type
	16: 16 points	AM: Digital input	0: No input	0: No output	N: No output		5A: Removable terminal
	32: 32 points	AN: Digital output	1: DC input (24V)	1: 0.5A transistor/TRIAC output or 2A relay output	R: Relay output T: NPN output		5B: DB37 connector
	64: 64 points	AP: Digital input/output AR: Digital input with interrupt	3: AC input (120~240V)	2: 0.1A transistor output	P: PNP output S: TRIAC output		5C: MIL

AH Analog I/O Module

AH04AD-5A

AH	04	AD	-	5A
Series	I/O Channels	Classification		Type
	04: 4-channel 06: 6-channel 08: 8-channel	AD: Analog input DA: Analog output XA: Analog input/output		5A: Voltage/Current 5B: Voltage 5C: Current

AH Backplane

AHBP04M1-5A

AH	BP	04		M1	-	5A
Series	Classification	Function		Function		Type
	Backplane	00: No slot 03: 3-slot 04: 4-slot 05: 5-slot	06: 6-slot 07: 7-slot 08: 8-slot 12: 12-slot	M1: Main backplane M2: Main backplane for motion E1: Expansion backplane MR1: Redundant main backplane ER1: Redundant expansion backplane		

AH Network Module

AH10EN-5A

AH	10	EN		-	5A
Series	Function	Classification			Type
	10: Basic 15: Advanced	EN: Ethernet SCM: Serial communication DNET: DeviceNet	PFBM: PROFIBUS master PFBS: PROFIBUS slave COPM: CANopen		

AH Motion Module

AH02HC-5A

AH	02		HC	-	5A
Series	Function		Classification		Type
	02: 2-channel 04: 4-channel 05: Simple type (PM) 10: Standard type (PM) 15: Advanced type (PM)	20: DMCNET 08E: EtherCAT (8-axis) 10E: EtherCAT (16-axis) 20E: EtherCAT (32-axis)	HC: High speed counter PM: Motion controller (Pulse train) MC: Motion controller (Network)		

AH Temperature Module

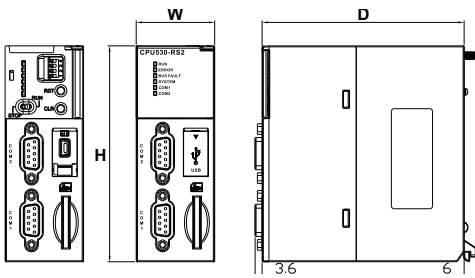
AH04PT-5A

AH	04	PT	-	5A
Series	I/O channels	Classification		Type
	04: 4-channel 08: 8-channel	PT: Platinum resistance thermometer TC: Thermocouple PTG: Platinum resistance thermometer (channel isolation)		

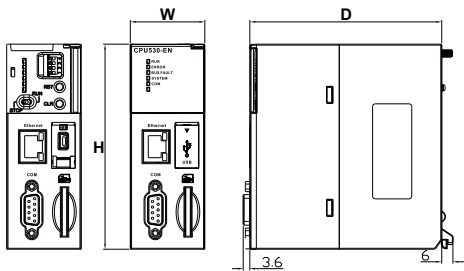
Dimensions Dimensions are in mm

CPU Modules

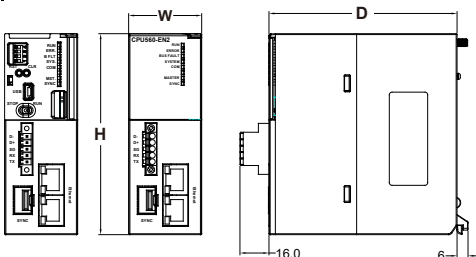
Model Name	H	W	D
AHCPU500-RS2	110	40	103
AHCPU501-RS2 New	110	40	103
AHCPU510-RS2	110	40	103
AHCPU511-RS2	110	40	103
AHCPU520-RS2	110	40	103
AHCPU521-RS2 New	110	40	103
AHCPU530-RS2	110	40	103
AHCPU531-RS2 New	110	40	103



Model Name	H	W	D
AHCPU500-EN	110	40	103
AHCPU501-EN New	110	40	103
AHCPU510-EN	110	40	103
AHCPU511-EN	110	40	103
AHCPU520-EN	110	40	103
AHCPU521-EN	110	40	103
AHCPU530-EN	110	40	103
AHCPU531-EN	110	40	103

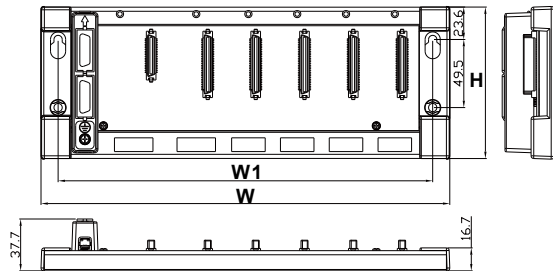


Model Name	H	W	D
AHCPU560-EN2 New	110	40	103

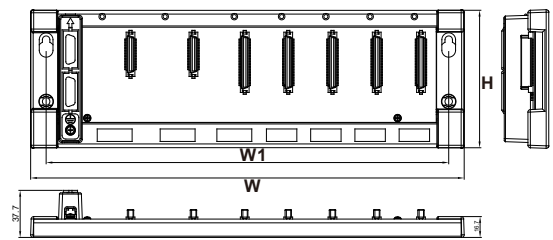


Backplanes

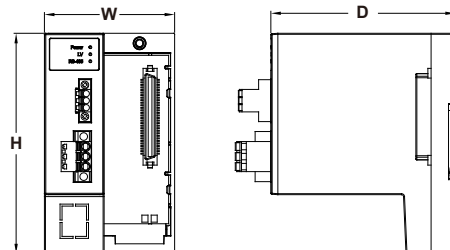
Model Name	H	W	W1
AHBP04M1-5A	110	298	272.5
AHBP06M1-5A	110	369	343.5
AHBP08M1-5A	110	440	414.5
AHBP12M1-5A	110	582	556.5
AHBP03M2-5A	110	257	232.4
AHBP05M2-5A	110	328	303
AHBP07M2-5A	110	399	374
AHBP06E1-5A	110	328	303
AHBP08E1-5A	110	399	374



Model Name	H	W	W1
AHBP04MR1-5A New	110	348	323
AHBP06MR1-5A New	110	419	394
AHBP08MR1-5A New	110	490	465
AHBP06ER1-5A New	110	398	373
AHBP08ER1-5A New	110	469	444

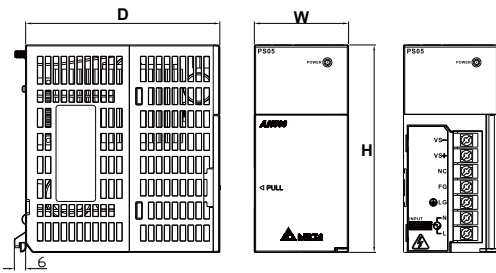


Model Name	H	W	D
AHBP00M2-5A New	110	65	92.1



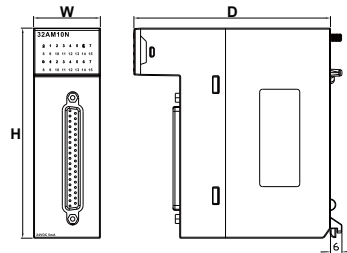
Power Supply Modules

Model Name	H	W	D
AHPS05-5A	110	50	103
AHPS15-5A	110	50	103



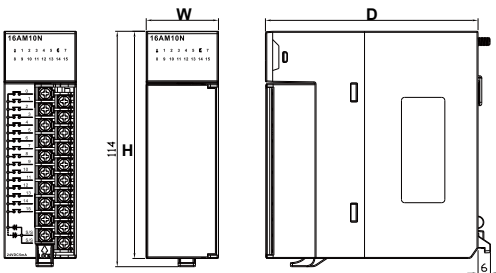
32-point Digital I/O Modules

Model Name	H	W	D
AH32AM10N-5B	110	35	103
AH32AN02T-5B	110	35	103
AH32AN02P-5B	110	35	103



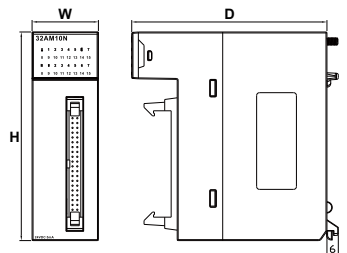
16-point Digital I/O Modules

Model Name	H	W	D
AH16AM10N-5A	110	35	103
AH16AM30N-5A	110	35	103
AH16AN01R-5A	110	35	103
AH16AN01T-5A	110	35	103
AH16AN01P-5A	110	35	103
AH16AN01S-5A	110	35	103
AH16AP11R-5A	110	35	103
AH16AP11T-5A	110	35	103
AH16AP11P-5A	110	35	103
AH16AR10N-5A	110	35	103



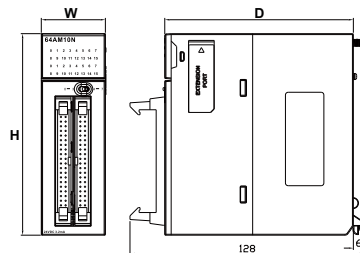
32-point Digital I/O Modules

Model Name	H	W	D
AH32AM10N-5C	110	35	103
AH32AN02T-5C	110	35	103
AH32AN02P-5C	110	35	103



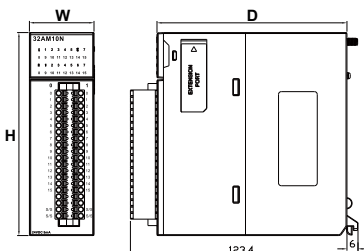
64-point Digital I/O Modules

Model Name	H	W	D
AH64AM10N-5C	110	35	103
AH64AN02T-5C	110	35	103
AH64AN02P-5C	110	35	103



32-point Digital I/O Modules

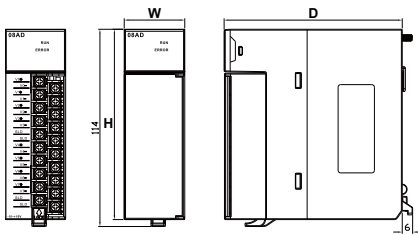
Model Name	H	W	D
AH32AM10N-5A	110	35	103
AH32AN02T-5A	110	35	103
AH32AN02P-5A	110	35	103



Dimensions Dimensions are in mm

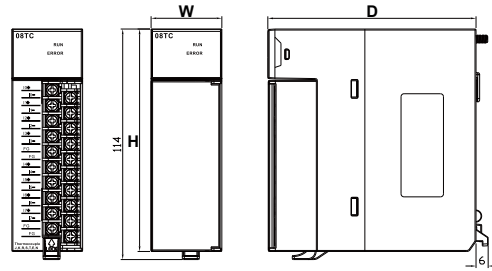
Analog I/O Modules

Model Name	H	W	D
AH04AD-5A	110	35	103
AH08AD-5B	110	35	103
AH08AD-5C	110	35	103
AH04DA-5A	110	35	103
AH08DA-5B	110	35	103
AH08DA-5C	110	35	103
AH06XA-5A	110	35	103



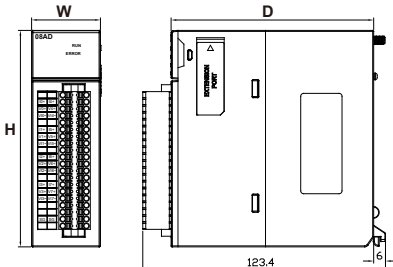
Temperature Measurement Modules

Model Name	H	W	D
AH04PT-5A	110	35	103
AH04TC-5A	110	35	103
AH08TC-5A	110	35	103



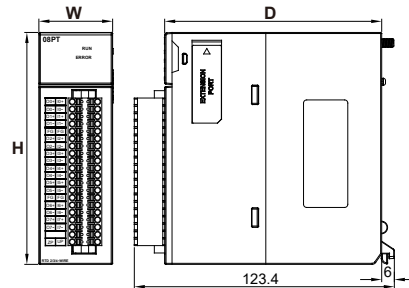
Analog I/O Modules

Model Name	H	W	D
AH08AD-5A	110	35	103
AH08DA-5A	110	35	103



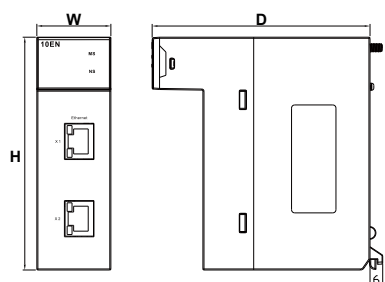
Temperature Measurement Module

Model Name	H	W	D
AH08PTG-5A	110	35	103



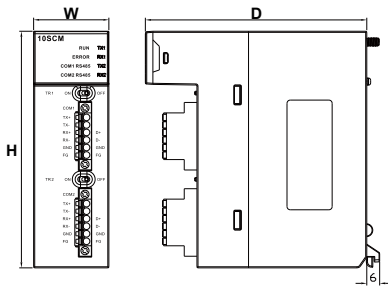
Network Module

Model Name	H	W	D
AH10EN-5A	110	35	103
AH15EN-5A	110	35	103



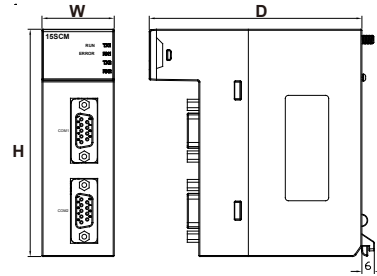
Network Module

Model Name	H	W	D
AH10SCM-5A	110	35	103



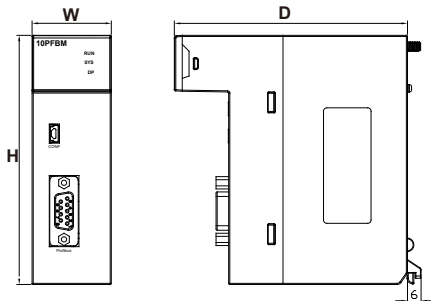
Network Module

Model Name	H	W	D
AH15SCM-5A	110	35	103



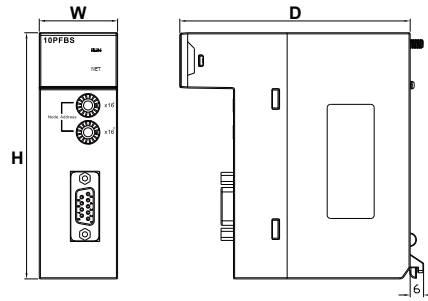
Network Module

Model Name	H	W	D
AH10PFBM-5A	110	35	103



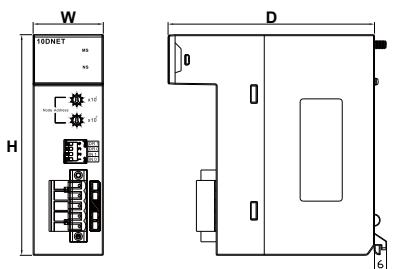
Network Module

Model Name	H	W	D
AH10PFBS-5A	110	35	103



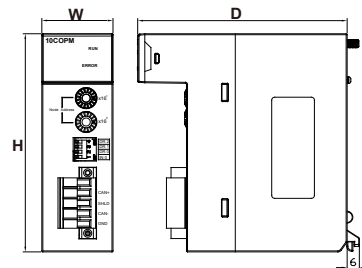
Network Module

Model Name	H	W	D
AH10DNET-5A	110	35	103



Network Module

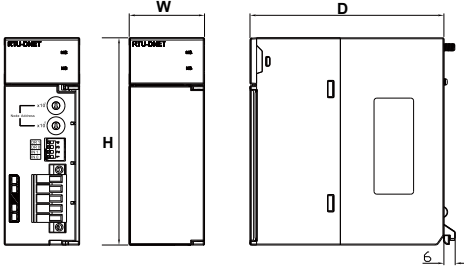
Model Name	H	W	D
AH10COPM-5A	110	35	103



Dimensions Dimensions are in mm

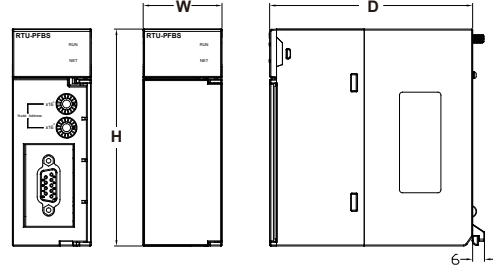
RTU Module

Model Name	H	W	D
AHRTU-DNET-5A	110	40	103



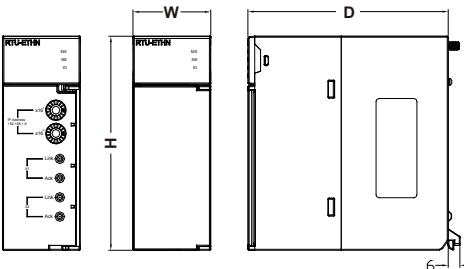
RTU Module

Model Name	H	W	D
AHRTU-PFBS-5A	110	40	103



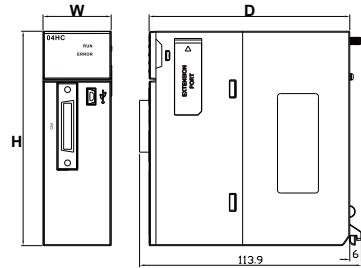
RTU Module

Model Name	H	W	D
AHRTU-ETHN-5A	110	40	103



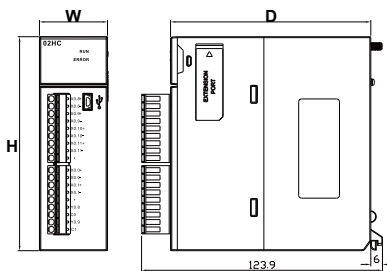
Motion Control Module

Model Name	H	W	D
AH04HC-5A	110	35	103



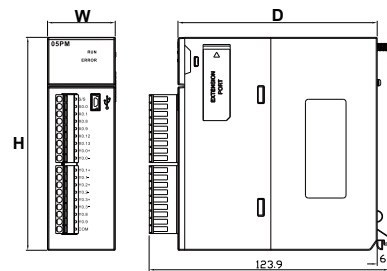
Motion Control Module

Model Name	H	W	D
AH02HC-5A	110	35	103



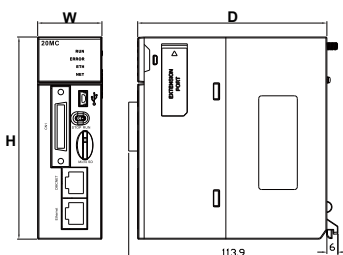
Motion Control Module

Model Name	H	W	D
AH05PM-5A	110	35	103



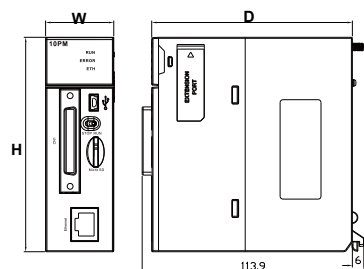
Motion Control Module

Model Name	H	W	D
AH20MC-5A	110	35	103
AH08EMC-5A	110	35	103
AH10EMC-5A	110	35	103
AH20EMC-5A	110	35	103



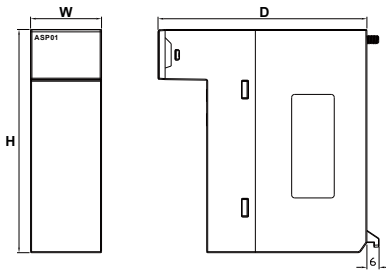
Motion Control Modules

Model Name	H	W	D
AH10PM-5A	110	35	103
AH15PM-5A	110	35	103



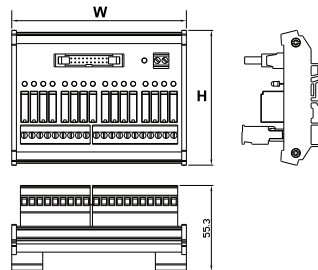
Dummy Module

Model Name	H	W	D
AHASP01-5A	110	35	103



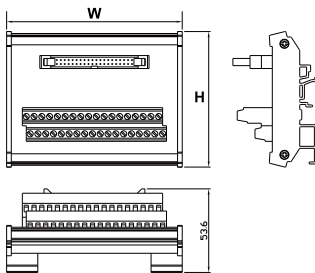
External Terminal Modules

Model Name	H	W
UB-10-OR16A	87	113
UB-10-OR16B	87	113



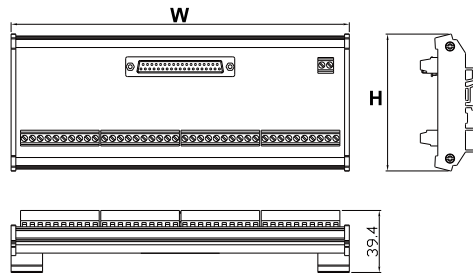
External Terminal Modules

Model Name	H	W
UB-10-ID32A	87	113
UB-10-OT32A	87	113



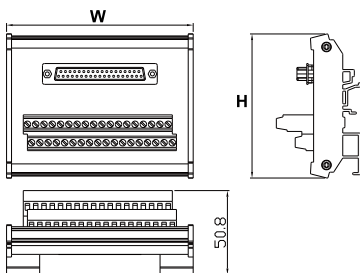
External Terminal Modules

Model Name	H	W
UB-10-OR32A	87	215
UB-10-OR32B	87	215



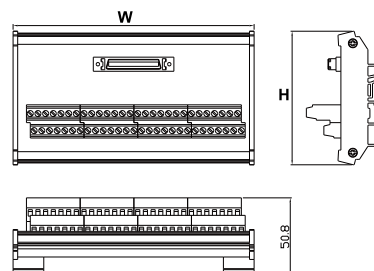
External Terminal Modules

Model Name	H	W
UB-10-ID32B	87	113
UB-10-OT32B	87	113



External Terminal Modules

Model Name	H	W
UB-10-IO16C	87	125
UB-10-IO22C	87	125
UB-10-IO24C	87	157
UB-10-IO34C	87	157

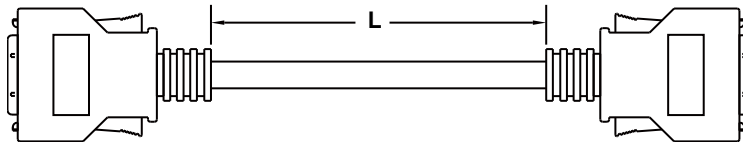


Dimensions

Dimensions are in m

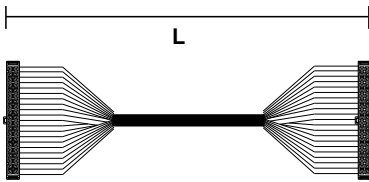
Cables (HDC)

Model Name	L	Model Name	L	Model Name	L
AHACAB06-5A	0.6	AHACABA5-5A	15.0	AHACABG0-5A	70.0
AHACAB10-5A	1.0	AHACABB0-5A	20.0	AHACABH0-5A	80.0
AHACAB15-5A	1.5	AHACABC0-5A	30.0	AHACABJ0-5A	90.0
AHACAB30-5A	3.0	AHACABD0-5A	40.0	AHACABK0-5A	100.0
AHACAB50-5A	5.0	AHACABE0-5A	50.0	UC-ET010-13B	1.0
AHACABA0-5A	10.0	AHACABF0-5A	60.0	UC-ET010-15B	1.0



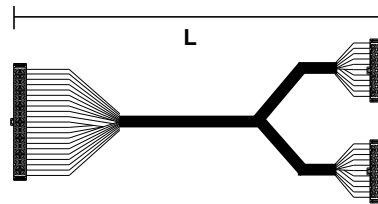
Cable (MIL)

Model Name	L
UC-ET010-24B	1.0
UC-ET020-24B	2.0
UC-ET030-24B	3.0



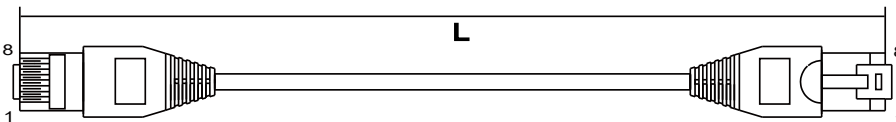
Cable (MIL)

Model Name	L
UC-ET010-24D	1.0
UC-ET020-24D	2.0
UC-ET030-24D	3.0



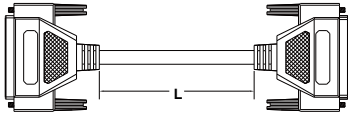
Cables (RJ45)

Model Name	L	Model Name	L	Model Name	L
UC-CMC003-01A	0.3	UC-EMC003-02A	0.3	UC-EMC003-02B	0.3
UC-CMC005-01A	0.5	UC-EMC005-02A	0.5	UC-EMC005-02B	0.5
UC-CMC010-01A	1.0	UC-EMC010-02A	1.0	UC-EMC010-02B	1.0
UC-CMC015-01A	1.5				
UC-CMC020-01A	2.0	UC-EMC020-02A	2.0	UC-EMC020-02B	2.0
UC-CMC030-01A	3.0			UC-EMC030-02B	3.0
UC-CMC050-01A	5.0	UC-EMC050-02A	5.0	UC-EMC050-02B	5.0
UC-CMC100-01A	10.0	UC-EMC100-02A	10.0	UC-EMC100-02B	10.0
UC-CMC200-01A	20.0	UC-EMC200-02A	20.0		



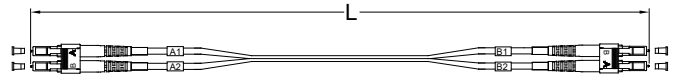
Cable (DB37)

Model Name	L
UC-ET010-33B	1.0



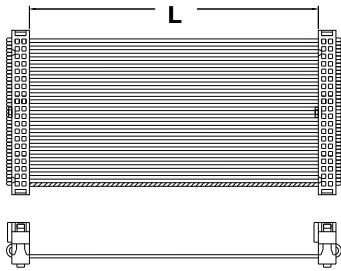
Cables (Fiber Optic)

Model Name	L
UC-FB010-01A <small>New</small>	1.0
UC-FB030-01A <small>New</small>	3.0
UC-FB010-02A <small>New</small>	1.0
UC-FB030-02A <small>New</small>	3.0



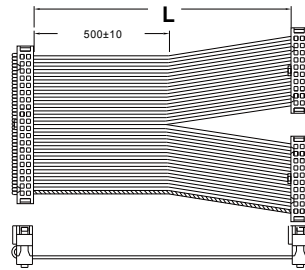
Cable (MIL)

Model Name	L
UC-ET010-24A	1.0



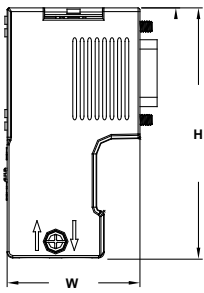
Cable (MIL)

Model Name	L
UC-ET010-24C	1.0



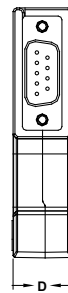
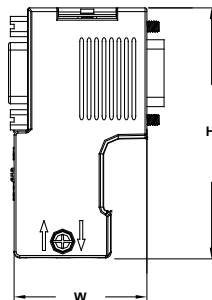
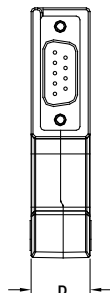
PROFIBUS Connector

Model Name	H	W	D
UN-03PF-01A	67	35.6	15.8



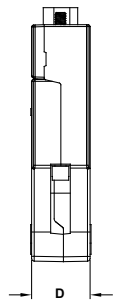
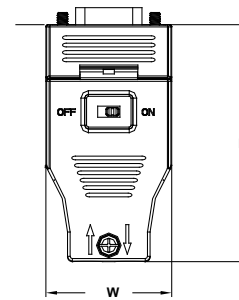
PROFIBUS Connector

Model Name	H	W	D
UN-03PF-02A	67	35.6	15.8



PROFIBUS Connector

Model Name	H	W	D
UN-03PF-03A	64	35.6	15.8

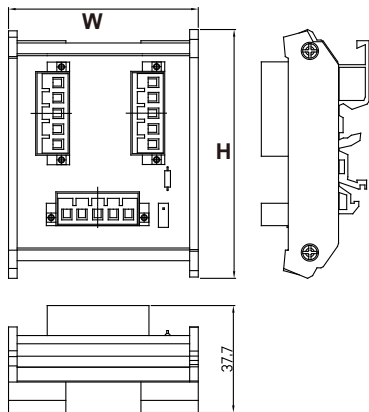


Dimensions

Dimensions are in m

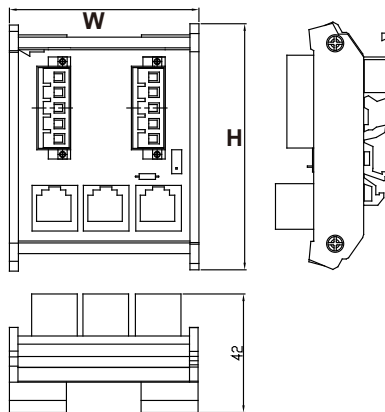
CANopen Distribution Box

Model Name	H	W
TAP-CN01	87	66.5



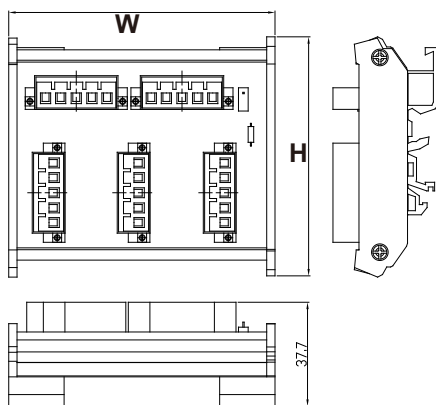
CANopen Distribution Box

Model Name	H	W
TAP-CN03	87	66.5



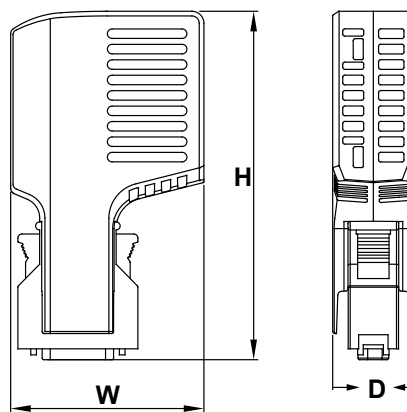
CANopen Distribution Box

Model Name	H	W
TAP-CN02	87	96.5

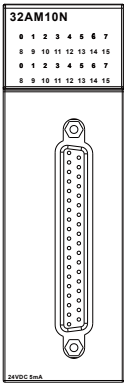

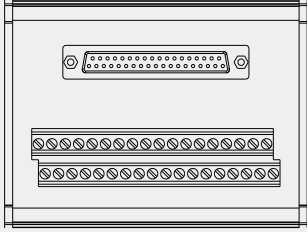


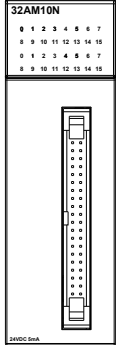

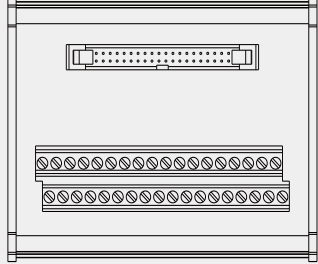

Fiber Optics Modules for Backplanes

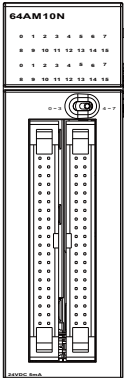

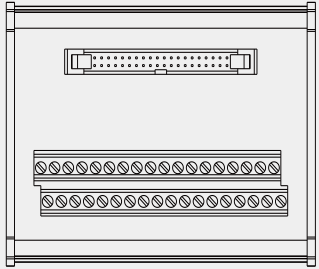

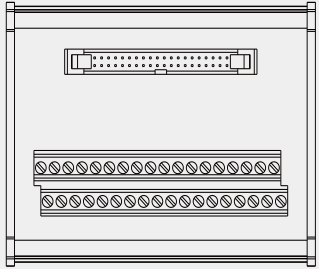
Model Name	H	W	D
AHAADP01EF-5A	86.5	48	20.2
AHAADP02EF-5A	86.5	48	20.2



Accessory Selection for High-density Modules

Model Name		
AH32AM10N-5B	UC-ET010-33B	UB-10-ID32B
		

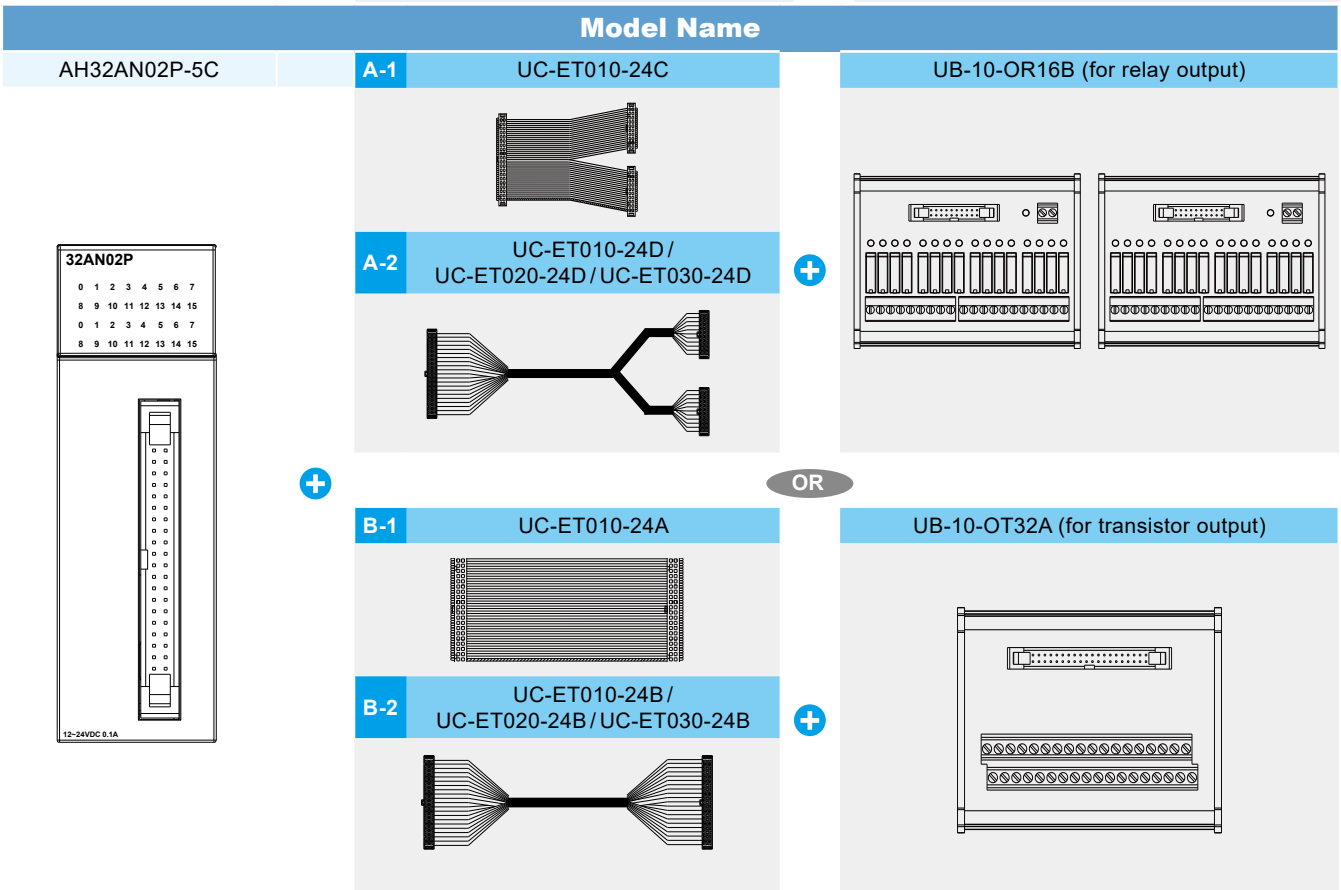
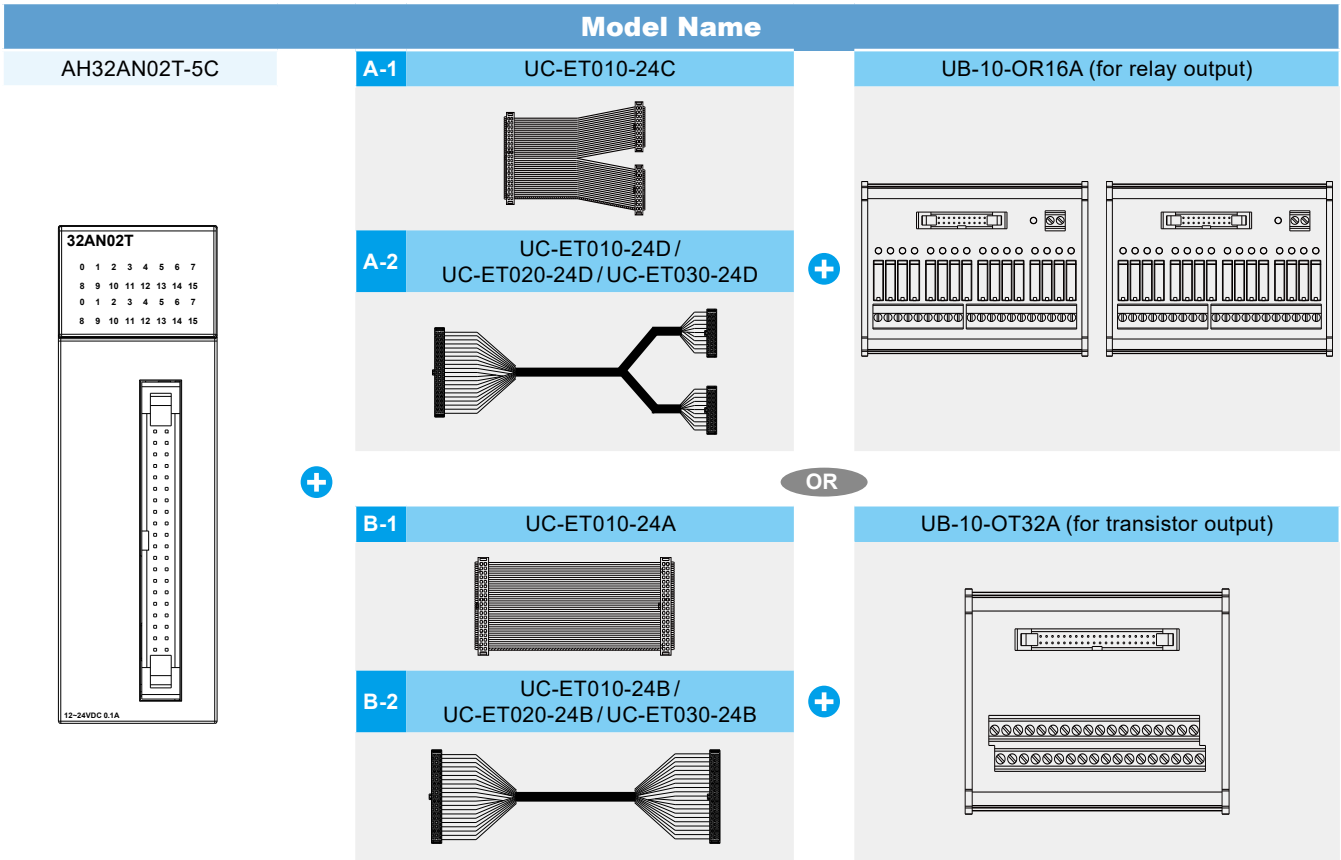
Model Name		
AH32AM10N-5C	UC-ET010-24A	UB-10-ID32A
		
		

Model Name		
AH64AM10N-5C	UC-ET010-24A	UB-10-ID32A
		
		

Accessory Selection for High-density Modules

Model Name		
AH32AN02T-5B	UC-ET010-33B	1 UB-10-OR32A (for relay output)
		OR
		2 UB-10-OT32B (for transistor output)

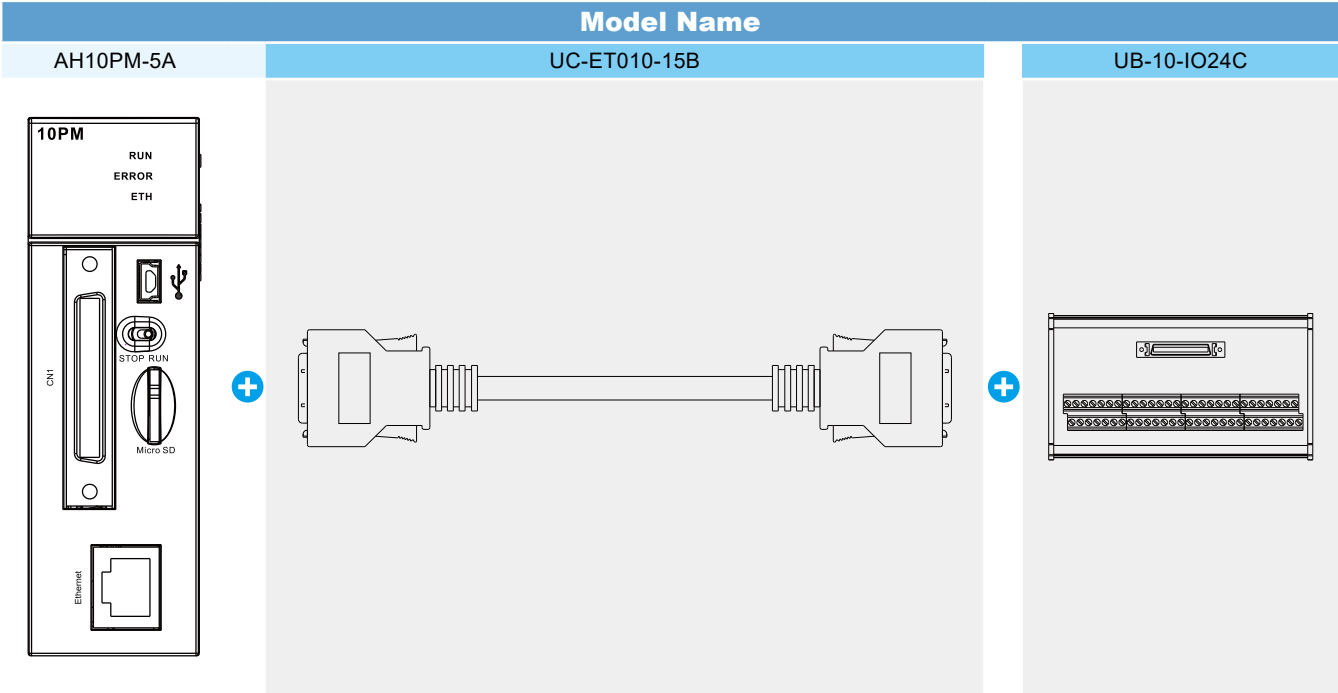
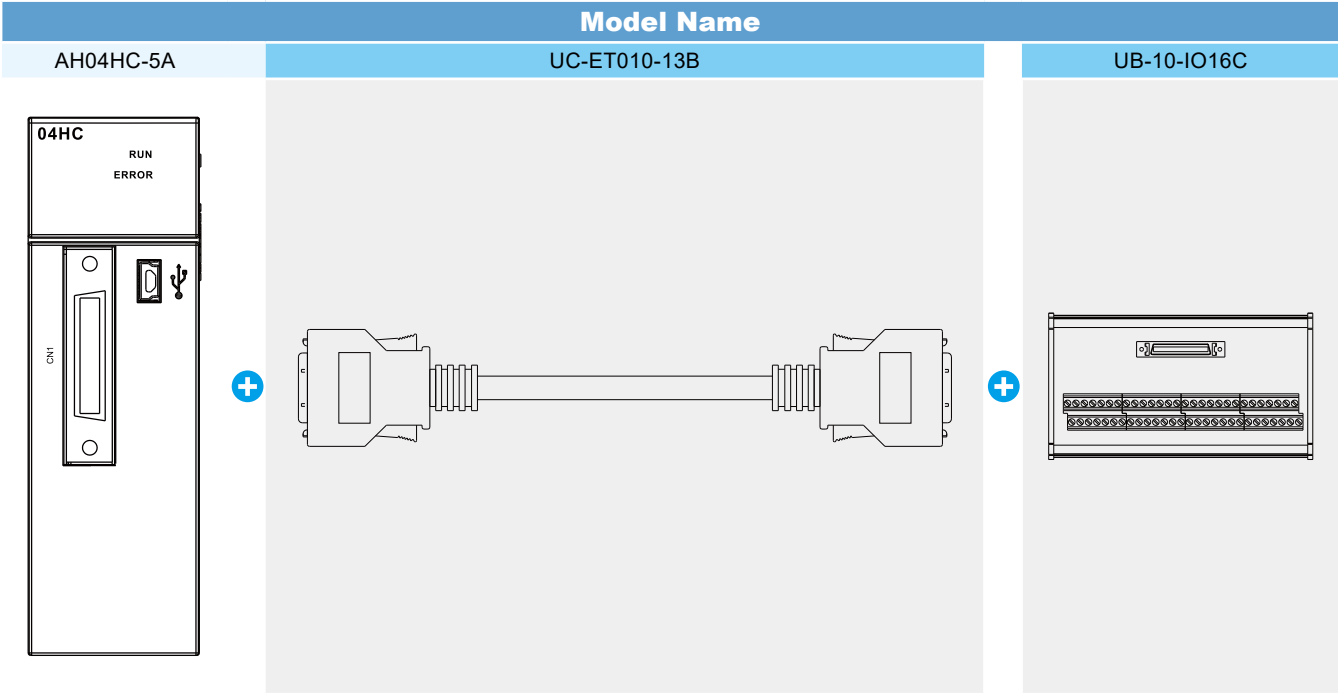
Model Name		
AH32AN02P-5B	UC-ET010-33B	1 UB-10-OR32B (for relay output)
		OR
		2 UB-10-OT32B (for transistor output)



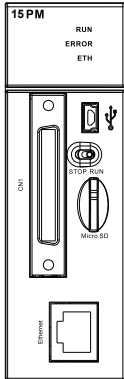
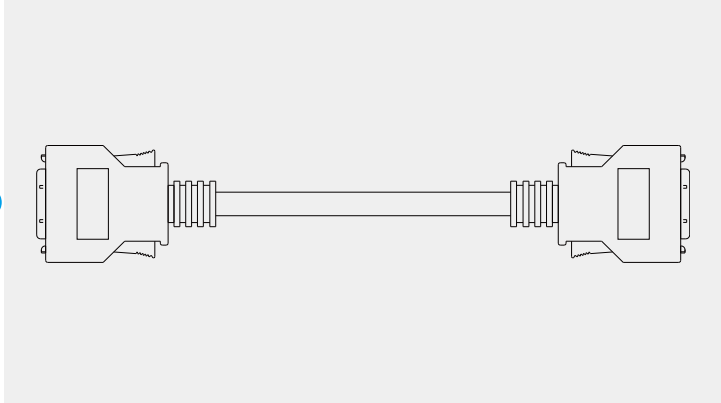
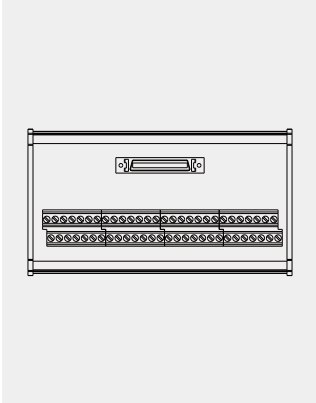
Accessory Selection for High-density Modules

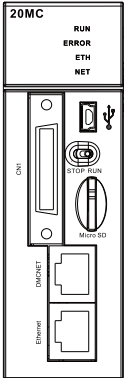
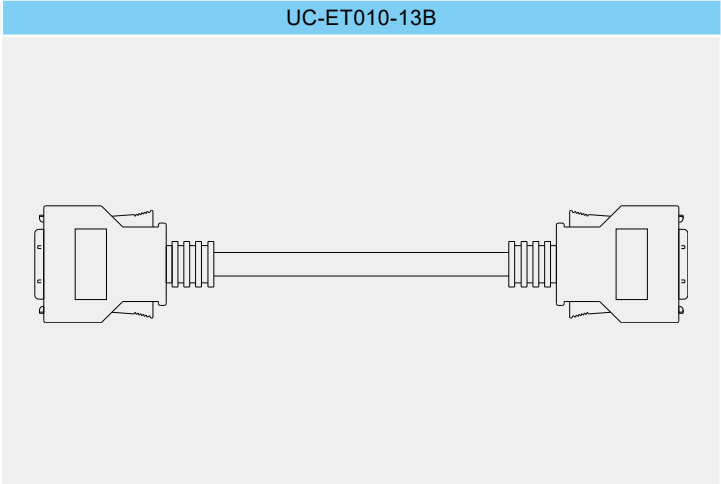
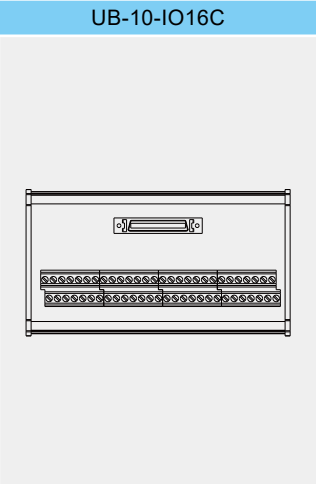
		Model Name				
<p>64AN02T</p> <p>0 1 2 3 4 5 6 7 8 9 10 11 12 13 14 15 0 1 2 3 4 5 6 7 8 9 10 11 12 13 14 15</p> <p>0-3 (C) 4-7</p> <p>12-24VDC 0.1mA</p>	A-1	UC-ET010-24C		UB-10-OR16A (for relay output)	<p>x2</p>	
	A-2	UC-ET010-24D / UC-ET020-24D / UC-ET030-24D				
			OR			
	B-1	UC-ET010-24A		UB-10-OT32A (for transistor output)	<p>x2</p>	
	B-2	UC-ET010-24B / UC-ET020-24B / UC-ET030-24B				

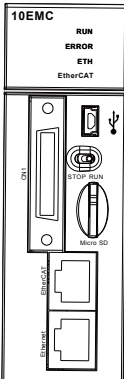
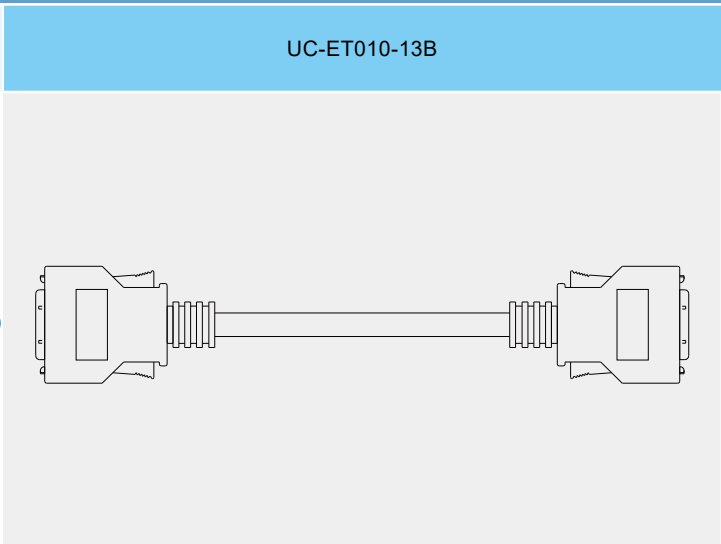
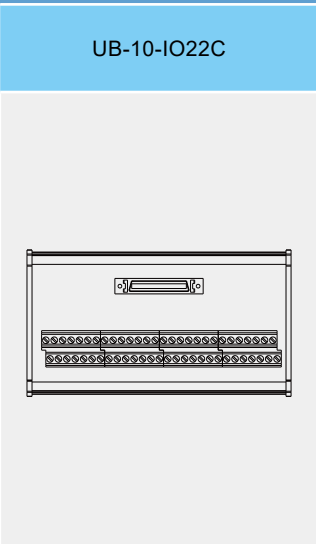
		Model Name				
<p>H64AN02P</p> <p>0 1 2 3 4 5 6 7 8 9 10 11 12 13 14 15 0 1 2 3 4 5 6 7 8 9 10 11 12 13 14 15</p> <p>0-3 (C) 4-7</p> <p>12-24VDC 0.1mA</p>	A-1	UC-ET010-24C		UB-10-OR16B (for relay output)	<p>x2</p>	
	A-2	UC-ET010-24D / UC-ET020-24D / UC-ET030-24D				
			OR			
	B-1	UC-ET010-24A		UB-10-OT32A (for transistor output)	<p>x2</p>	
	B-2	UC-ET010-24B / UC-ET020-24B / UC-ET030-24B				



Accessory Selection for High-density Modules


Model Name		
AH15PM-5A	UC-ET010-15B	UB-10-IO34C
		

Model Name		
AH20MC-5A	UC-ET010-13B	UB-10-IO16C
		

Model Name		
AH08EMC-5A AH10EMC-5A AH20EMC-5A	UC-ET010-13B	UB-10-IO22C
		

Ordering Information



CPU Modules

Model	Local I/O points	Program capacity	Data register D/L/B (note)	Function blocks	Extension backplane	LD execution speed (µs)	Power consumption (Internal)	Specifications	Certificates
AHCPU 500-RS2	768	32k steps (128KB)	16k/16k/512k words	128	0	0.1	2w	<ul style="list-style-type: none"> ▪ Built-in RS-232/422/485 multi-modes communication port x2 (RS-232: 115.2 kbps/ RS-422/485: 921.6 kbps) ▪ Built-in SD card slot (supports max. 2 GB for AHCPU5_0 or 32 GB for AHCPU5_1) ▪ Built-in Mini-USB programming port ▪ System diagnosis/ status light / online editing and debug functions ▪ PLC Link automatic data exchange function ▪ Modbus RTU/ASCII ▪ LD/SFC/FBD/IL/ST languages ▪ 256 interrupts (Timed/IO/External/ Low voltage/Communication) ▪ 2048 timers and counters ▪ No battery required ▪ RTC function (max. 30 days after power off) ▪ CPU RAM/ROM capacity AHCPU5_0: 32 MB/8 MB AHCPU5_1: 128 MB/128 MB ▪ CPU clock AHCPU5_0: 133 MHz AHCPU5_1: 800 MHz 	
New AHCPU 501-RS2	768	48k steps (196KB)	24k/24k/512K words	512	0	0.02	2.9w		
AHCPU 510-RS2	1280	64k steps (256KB)	32k/32k/1024k words	256	1	0.1	2w		
AHCPU 511-RS2	1280	96k steps (384KB)	48k/48k/1024k words	1024	1	0.02	2.9w		
AHCPU 520-RS2	2304	128k steps (512KB)	64k/64k/2048k words	512	3	0.1	2w		
New AHCPU 521-RS2	2304	192k steps (768KB)	96k/96k/2048k words	2048	3	0.02	2.9w		
AHCPU 530-RS2	4352	256k steps (1MB)	64k/64k/4096k words	1024	7	0.1	2w		
New AHCPU 531-RS2	4352	384k steps (1.5MB)	128k/128k/4096k words	4096	7	0.02	2.9w		

Note: Data Register B is for the use of function blocks



Accessory Selection for High-density Modules

CPU Modules

Model	Local I/O points	Program capacity	Data register D/L/B (note)	Function blocks	Extension backplane	LD execution speed (μs)	Power consumption (Internal)	Specifications	Certificates
AHCPU 500-EN	768	32k steps (128 KB)	16k/16k/512k words	128	0	0.1	2 w	<ul style="list-style-type: none"> ▪ Built-in RS-232/422/485 multi-modes communication port x1 (RS-232:115.2kbps / RS-422/485: 921.6kbps) ▪ Built-in Ethernet communication port (100Mbps) ▪ Built-in SD card slot (supports max. 2 GB for AHCPU5_0 or 32 GB for AHCPU5_1) ▪ Built-in Mini-USB programming port ▪ System diagnose / status light / online editing and debug functions ▪ PLC Link automatic data exchange function ▪ Modbus RTU/ASCII, Modbus TCP ▪ EtherNet/IP (AHCPU5_1 only) <ul style="list-style-type: none"> - Scanner & Adapter mode - Supports I/O connection & explicit message - Connections: <ul style="list-style-type: none"> TCP=32~128; CIP=64~256 - RPI: 1~1,000ms - 250 words/connection ▪ LD/SFC/FBD/IL/ST languages ▪ 256 interrupts (Timed/IO/External/ Low voltage/Communication) ▪ 2048 timers and counters ▪ No battery required ▪ RTC function (max. 30 days after power off) ▪ NTP network time correction function ▪ WEB/E-mail/IP Filter function ▪ CPU RAM/ROM capacity <ul style="list-style-type: none"> AHCPU5_0: 32MB/8MB AHCPU5_1: 128MB/128MB ▪ CPU clock <ul style="list-style-type: none"> AHCPU5_0: 133 MHz AHCPU5_1: 800 MHz 	 
^{New} AHCPU 501-EN	768	48k steps (196 KB)	24k/24k/512K words	512	0	0.02	2.9 w		
AHCPU 510-EN	1280	64k steps (256 KB)	32k/32k/1024k words	256	1	0.1	2 w		
AHCPU 511-EN	1280	96k steps (384 KB)	48k/48k/1024k words	1024	1	0.02	2.9 w		
AHCPU 520-EN	2304	128k steps (512 KB)	64k/64k/2048k words	512	3	0.1	2 w		
AHCPU 521-EN	2304	192k steps (768 KB)	96k/96k/2048k words	2048	3	0.02	2.9 w		
AHCPU 530-EN	4352	256k steps (1MB)	64k/64k/4096k words	1024	7	0.1	2 w		
AHCPU 531-EN	4352	384k steps (1.5MB)	128k/128k/4096k words	4096	7	0.02	2.9 w		


Note: Data Register B is for the use of function blocks

Redundant CPU Modules


Model	Local I/O points	Program capacity	Data register D/L/B (note)	Function blocks	Extension backplane	LD execution speed (µs)	Power consumption (Internal)	Specifications	Certificates
New AHCPU 560-EN2	4352	1M steps (4 MB)	256 k/256 k/4096 k words	4096	7	0.02	4.5w	<ul style="list-style-type: none"> ▪ Built-in RS-232/485 multi-modes communication port x1 (RS-232:115.2 kbps / RS-485: 921.6 kbps) ▪ Built-in Ethernet communication port (100 Mbps) ▪ Built-in SD card slot (supports max. 32 GB) ▪ Built-in Mini-USB programming port ▪ System diagnosis/status light/online editing and debug functions ▪ PLC Link automatic data exchange function ▪ Modbus RTU/ASCII, Modbus TCP ▪ EtherNet/IP <ul style="list-style-type: none"> - Scanner & Adapter mode - Supports I/O connection & explicit message - Connections: TCP= 128; CIP= 256 - RPI: 1 ~ 1,000ms - 250 words/connection ▪ LD/SFC/FBD/IL/ST languages ▪ 256 interrupts (Time d/IO/External/ Low voltage/Communication) ▪ Redundant mode only supports timed interrupt ▪ 2048 timers and counters ▪ No battery required ▪ RTC function (max. 30 days after power off) ▪ NTP network time correction function ▪ WEB/ E-mail/ IP Filter function ▪ Supports redundant system <ul style="list-style-type: none"> - CPU switch-over time: 20ms - Built-in sync. function and no specific sync. module required (needs fiber optic module) ▪ CPU RAM/ROM capacity: 256 MB/ 128 MB ▪ CPU clock: 1 GHz 	 

Ordering Information


Power Supply Modules

Model	Power input	Output	Specifications	Certificates
AHPS05-5A	100~240V _{AC} 50/60Hz	60W	<ul style="list-style-type: none"> Power supply for the modules on the racks LED power indicator Provides external DC power abnormal signal detection input and triggered interrupt function 	
AHPS15-5A	24V _{DC}	36W		


Main Backplanes

Model	Slot	Power consumption (Internal)	Specifications	Certificates	
AHBP04M1-5A	4	0.01w	<ul style="list-style-type: none"> Supports CPU modules Supports remote I/O communication modules (RTU) Built-in communication port for extension backplanes Slot spaces are not occupied by Power/CPU/RTU modules Supports redundant power (AHBPxxMR1-5A only) 		
AHBP06M1-5A	6	0.01w			
AHBP08M1-5A	8	0.01w			
AHBP12M1-5A	12	0.01w			
New AHBP04MR1-5A	4	0.2w			
New AHBP06MR1-5A	6	0.2w			
New AHBP08MR1-5A	8	0.2w			
New AHBP00M2-5A	0	1.41w			<ul style="list-style-type: none"> Supports AHxxEMC-5A installed on CPU slot only (Do not support CPU/RTU modules) Built-in serial communication port Slot spaces are not occupied by Power/CPU No need to install AH power modules (AHBP00M2-5A only)
AHBP03M2-5A	3	1.41w			
AHBP05M2-5A	5	1.41w			
AHBP07M2-5A	7	1.41w			


Extension Backplanes

Model	Slot	Power consumption (Internal)	Specifications	Certificates
AHBP06E1-5A	6	1.41w	<ul style="list-style-type: none"> For main backplane extension Built-in communication port for extension backplanes Slot spaces are not occupied by power modules Supports redundant ext. ports (AHBPxxER1-5A only) Supports redundant power (AHBPxxER1-5A only) 	
AHBP08E1-5A	8	1.41w		
New AHBP06ER1-5A	6	1w		
New AHBP08ER1-5A	8	1w		

Digital I/O Modules (Input)


Model	Points	Signals	Terminal block type	Power consumption (Internal/ External)	Accessories (optional)	Specifications	Certificates
AH16AM10N-5A	16	24 V _{DC} 5 mA	JIS removable terminal block	0.1 w/1.9 w	-	<ul style="list-style-type: none"> PNP/NPN mixed mode design Hot-swapping function Individual LED status indicator 	
AH16AM30N-5A	16	120~240 V _{AC} 4.5~9 mA	JIS removable terminal block	0.1 w/-	-		
AH32AM10N-5A	32	24 V _{DC} 5 mA	EU removable terminal block	0.2 w/3.8 w	-		
AH32AM10N-5B	32	24 V _{DC} 5 mA	DB37	0.2 w/3.8 w	UC-ET010-33B UB-10-ID32B		
AH32AM10N-5C	32	24 V _{DC} 5 mA	MIL	0.2 w/3.8 w	UC-ET010-24A UC-ET010-24B UC-ET020-24B UC-ET030-24B UB-10-ID32A		
AH64AM10N-5C	64	24 V _{DC} 3.2 mA	MIL	0.2 w/4.9 w			
AH16AR10N-5A	16	24 V _{DC} 5 mA	JIS removable terminal block	0.5 w/1.9 w	-	<ul style="list-style-type: none"> PNP/NPN mixed mode design Hot-swapping function Individual LED status indicator I/O interruption function Rising / falling-edge trigger modes Signal time-delay setting for 0.1/0.5/3/15/20 ms Provides user-defined option for signal time-delay setting (Unit: 0.1ms) 	

Digital I/O Modules (Mixed)


Model	Inputs	Outputs	Input signals	Output signals	Terminal block type	Power consumption (Internal/ External)	Specifications	Certificates
AH16AP11R-5A	8	8	24 V _{DC} 5 mA	Relay 240 V _{AC} / 24 V _{DC} 2A	JIS removable terminal block	1.1 w/-	<ul style="list-style-type: none"> PNP/ NPN mixed mode design Hot-swapping function Individual LED status indicator Supports keep-last-value function when CPU shuts down 	
AH16AP11T-5A	8	8	24 V _{DC} 5 mA	NPN (Sink) 12~24 V _{DC} 0.5A	JIS removable terminal block	0.2 w/0.2 w		
AH16AP11P-5A	8	8	24 V _{DC} 5 mA	PNP (Source) 12~24 V _{DC} 0.5A	JIS removable terminal block	0.2 w/0.2 w		

Ordering Information


Digital I/O Modules (Output)

Model	Points	Signals	Terminal block type	Power consumption (Internal / External)	Accessories (optional)	Specifications	Certificates	
AH16AN01R-5A	16	Relay 240 V _{AC} /24 V _{DC} 2A	JIS removable terminal block	2.1 w/-	-	<ul style="list-style-type: none"> Hot-swapping function Individual LED status indicator Supports keep-last-value function when CPU shuts down 		
AH16AN01T-5A	16	NPN (Sink) 12~24 V _{DC} 0.5A	JIS removable terminal block	0.2w/0.4w	-			
AH16AN01P-5A	16	PNP (Source) 12~24 V _{DC} 0.5A	JIS removable terminal block	0.2w/0.4w	-			
AH16AN01S-5A	16	TRIAC 120/240 V _{AC} 0.5A	JIS removable terminal block	0.6w/-	-			
AH32AN02T-5A	32	NPN (Sink) 12~24 V _{DC} 0.1A	EU removable terminal block	0.4 w/0.8 w	-			
AH32AN02P-5A	32	PNP (Source) 12~24 V _{DC} 0.1A	EU removable terminal block	0.4 w/0.8 w	-			
AH32AN02T-5B	32	NPN (Sink) 12~24 V _{DC} 0.1A	DB37	0.4 w/0.8 w	UC-ET010-33B UB-10-OR32A UB-10-OT32B			
AH32AN02P-5B	32	PNP (Source) 12~24 V _{DC} 0.1A	DB37	0.4 w/0.8 w	UC-ET010-33B UB-10-OR32B UB-10-OT32B			
AH32AN02T-5C	32	NPN (Sink) 12~24 V _{DC} 0.1A	MIL	0.4 w/0.8 w	UC-ET010-24A UC-ET010-24D UC-ET010-24B UC-ET020-24D UC-ET020-24B UC-ET030-24D UC-ET030-24B UB-10-OR16A UC-ET010-24C UB-10-OT32A			
AH32AN02P-5C	32	PNP (Source) 12~24 V _{DC} 0.1A	MIL	0.4 w/0.8 w	UC-ET010-24A UC-ET010-24D UC-ET010-24B UC-ET020-24D UC-ET020-24B UC-ET030-24D UC-ET030-24B UB-10-OR16B UC-ET010-24C UB-10-OT32A			
AH64AN02T-5C	64	NPN (Sink) 12~24 V _{DC} 0.1A	MIL	0.6 w/1.5 w	UC-ET010-24A UC-ET010-24D UC-ET010-24B UC-ET020-24D UC-ET020-24B UC-ET030-24D UC-ET030-24B UB-10-OR16A UC-ET010-24C UB-10-OT32A			<ul style="list-style-type: none"> Hot-swapping function Individual LED status indicator (32 points) Supports keep-last-value function when CPU shuts down
AH64AN02P-5C	64	PNP (Source) 12~24 V _{DC} 0.1A	MIL	0.6 w/1.5 w	UC-ET010-24A UC-ET010-24D UC-ET010-24B UC-ET020-24D UC-ET020-24B UC-ET030-24D UC-ET030-24B UB-10-OR16B UC-ET010-24C UB-10-OT32A			


Analog I/O Modules (Input)

Model	Channels	Signals	Terminal block type	Power consumption (Internal/ External)	Specifications	Certificates
AH04AD-5A	4	0/1V~5V, ±5V, 0V~10V, ±10V 0/4mA~20mA ±20mA	JIS removable terminal block	0.35w/1w	<ul style="list-style-type: none"> Hardware resolution: 16-bit Conversion time: 150 μs/channel Base error (ambient temp.): Voltage mode ±0.1% Current mode ±0.1% Base error (full temp. range): Voltage mode ±0.45% Current mode ±0.2% Linearity error (ambient temp.): Voltage mode ±0.07% Current mode ±0.05% Linearity error (full temp. range): Voltage mode ±0.12% Current mode ±0.23% Hot-swapping function Isolated signal design Diagnosis function Module status LED indicator Supports interrupt function 	
AH08AD-5A	8	0/1V~5V, ±5V, 0V~10V, ±10V 0/4mA~20mA, ±20mA	EU removable terminal block	1.5w/-		
AH08AD-5B	8	0/1V~5V, ±5V, 0V~10V, ±10V	JIS removable terminal block	1.9w/-		
AH08AD-5C	8	0/4mA~20mA, ±20mA	JIS removable terminal block	1.6w/-		

Analog I/O Modules (Output)


Model	Channels	Signals	Terminal block type	Power consumption (Internal/ External)	Specifications	Certificates
AH04DA-5A	4	0/1V~5V, ±5V, 0V~10V, ±10V 0/4mA~20mA	JIS removable terminal block	0.34w/2.6w	<ul style="list-style-type: none"> Hardware resolution: 16-bit Conversion time: 150 μs/channel Base error (ambient temp.): Voltage mode ±0.02% Current mode ±0.06% Base error (full temp. range): Voltage mode ±0.04% Current mode ±0.07% Linearity error (ambient temp.): Voltage mode ±0.004% Current mode ±0.01% Linearity error (full temp. range): Voltage mode ±0.004% Current mode ±0.01% Hot-swapping function Isolated signal design Diagnosis function Module status LED indicator Supports interrupt function Supports keep-last-value function when CPU shuts down 	
AH08DA-5A	8	0/1V~5V, ±5V, 0V~10V, ±10V 0/4mA~20mA	EU removable terminal block	1w/5w		
AH08DA-5B	8	0/1V~5V, ±5V, 0V~10V, ±10V	JIS removable terminal block	0.25w/2.2w		
AH08DA-5C	8	0/4mA~20mA	JIS removable terminal block	0.25w/3.7w		

Analog I/O Modules (Mixed)


Model	Channels	Signals	Terminal block type	Power consumption (Internal/ External)	Specifications	Certificates
AH06XA-5A	Inputs: 4 Outputs: 2	Input: 0/1V~5V, ±5V, 0V~10V, ±10V 0/4mA~20mA, ±20mA Output: 0/1V~5V, ±5V, 0V~10V, ±10V 0/4mA~20mA	JIS removable terminal block	0.34w/1.4w	<ul style="list-style-type: none"> Hardware resolution: 16-bit Conversion time: 150 μs/channel Input accuracy: same as AH04AD-5A Output accuracy: same as AH04DA-5A Hot-swapping function Isolated signal design Diagnosis function Module status LED indicator Supports interrupt function Supports keep-last-value function when CPU shuts down 	

Ordering Information

Temperature Measurement Modules


Model	Channels	Signals	Resolution	Conversion time	Terminal block type	Power consumption (Internal/ External)	Specifications	Certificates
AH04PT-5A	4	(2/3/4-wire RTD input) Pt100, Pt1000, Ni100, Ni1000, 0Ω~300Ω	0.1°C/0.1 °F 0.1% (0Ω~300Ω)	2/4-wire: 150 ms / channel 3-wire: 300 ms / channel	JIS removable terminal block	2w/-	<ul style="list-style-type: none"> Effective resolution: 16-bit Accuracy: ±0.6% (Full Scale) Supports hot-swapping function Signal isolated design Diagnosis function PID function Module status LED indicator Supports interrupt function Supports disconnection detection function Fully isolated channel design (AH08PTG-5A) 	
AH04TC-5A	4	Thermocouple input J,K,R,S,T,E,N, ±150mV	0.1°C/0.1 °F	200 ms / channel	JIS removable terminal block	1.5w/-		
AH08TC-5A	8	Thermocouple input J,K,R,S,T,E,N, ±150mV	0.1°C/0.1 °F	200 ms / channel	JIS removable terminal block	1.5w/-		
AH08PTG-5A	8	(2/3/4-wire TD input) Pt100, Pt1000, Ni100, Ni1000, 0Ω~300Ω	0.1°C/0.1 °F 0.1% (0Ω~300Ω)	2/4-wire: 20ms (fast) ~ 100ms (normal)/channel 3-wire: 200ms / channel	EU removable terminal block	0.7w/4w		

Remote I/O Modules

Model	Power consumption (Internal/ External)	Specifications	Certificates
AHRTU-DNET-5A	0.75w/0.72w	<ul style="list-style-type: none"> DeviceNet remote I/O module Supports max. speed of 1Mbps Supports AH DIO modules, AIO modules, temperature measurement modules, and the serial communication module AH10SCM 	
AHRTU-PFBS-5A	1.9w/-	<ul style="list-style-type: none"> PROFIBUS-DP remote I/O module Max. speed: 12Mbps Supports AH digital I/O modules, analog I/O modules, temperature measurement modules Installs on main backplane 	
AHRTU-ETHN-5A	2.2w/-	<ul style="list-style-type: none"> EtherNet/IP remote I/O module Supports I/O connection & explicit message Connections: TCP=48 ; CIP=96 RPI: 1~1,000ms PPS: 10,000 250 words/connection Supports AH digital I/O modules, analog I/O modules, temperature measurement modules 	


Ordering Information

Network Modules

Model	Power consumption (Internal/ External)	Specifications		Certificates
AH10EN-5A	1.6w/-	<ul style="list-style-type: none"> Ethernet communication module (Master/ Slave) 100 Mbps communication port × 2 (switch function available) Ether Link function Modbus TCP function Automatic data exchange function NTP network time correction function 	<ul style="list-style-type: none"> SNMP/E-mail/ IP Filter function EtherNet/IP <ul style="list-style-type: none"> Scanner & Adapter mode Supports I/O connection & explicit message Connections: TCP=64 ; CIP=64 RPI: 1 ~ 1,000ms PPS: 6,400 250 words / connection 	<ul style="list-style-type: none"> Supports hot-swapping function Diagnosis function Module status LED indicator 
AH15EN-5A	1.6w/-	<ul style="list-style-type: none"> Ethernet communication module (Master/ Slave) 100 Mbps communication port × 2 (switch function available) Ether Link function Modbus TCP function Automatic data exchange function NTP network time correction function 	<ul style="list-style-type: none"> SNMP/E-mail/ IP Filter function Supports IEC60870 	
AH10SCM-5A	1.2w/-	<ul style="list-style-type: none"> Serial communication module (Master/ Slave) Full isolation design in power & signal circuits Built-in RS-422/RS-485 with communication port × 2 (multiple modes, 460.8 Kbps) Supports PLC Link function 	<ul style="list-style-type: none"> Supports user defined communication format (UD Link) Modbus RTU/ASCII function available 	
AH15SCM-5A	1w/-	<ul style="list-style-type: none"> Serial communication module (Master/ Slave) Full isolation design in power & signal circuits Built-in RS-232 with communication port × 2 (multiple modes, 460.8 Kbps) Supports PLC Link function 	<ul style="list-style-type: none"> Supports automatic data exchange function Supports BACnet Slave function 	
AH10DNET-5A	0.9w/0.72w	<ul style="list-style-type: none"> DeviceNet communication module (Master/ Slave) Supports max. speed of 1 Mbps Switchable between master and slave modes 	<ul style="list-style-type: none"> Connects up to 63 slave stations in master mode RIO capacity in master mode: 490 words IN/OUT 	
AH10PFBM-5A	2w/-	<ul style="list-style-type: none"> PROFIBUS-DP master module Supports DPV0/DPV1 Max. speed: 12 Mbps 	<ul style="list-style-type: none"> Connects up to 124 slaves Configurable I/O capacity: 2880 words for input/2880 words for output 	
AH10PFBS-5A	1w/-	<ul style="list-style-type: none"> PROFIBUS-DP slave module Supports DPV0 Max. speed: 12 Mbps 	<ul style="list-style-type: none"> Configurable I/O capacity: 100 words for input/100 words for output 	
AH10COPM-5A	1w/-	<ul style="list-style-type: none"> CANopen module (Master/Slave) Max. speed: 1 Mbps Connects up to 100 slaves in master mode 		

Ordering Information

Motion Control Modules

Model	Channels / Axes	Terminal block type	Power consumption (Internal)	Accessories (optional)	Specifications	Certificates
AH02HC-5A	2	EU removable terminal block	2.4w	-	<ul style="list-style-type: none"> High speed counter 	
AH04HC-5A	4	HDC	2.4w	UC-ET010-13B UB-10-IO16C	<ul style="list-style-type: none"> High speed counter 	
AH05PM-5A	2	EU removable terminal block	2.7w	-	<ul style="list-style-type: none"> Pulse train motion control module Supports 1MHz output Supports 2-axis linear interpolation, 2-axis arc interpolation 	
AH10PM-5A	6	HDC	2.7w	UC-ET010-15B UB-10-IO24C	<ul style="list-style-type: none"> Pulse train motion control module Supports 1MHz output (4 axes) 200kHz output (2 axes) Supports 2~6-axis linear interpolation, 2-axis arc interpolation and 3-axis helical interpolation Built in Ethernet communication port Supports Micro SD card 	
AH15PM-5A	4	HDC	2.7w	UC-ET010-15B UB-10-IO34C	<ul style="list-style-type: none"> Pulse type motion control module Supports 1MHz output Supports 2~4-axis linear interpolation, 2-axis arc interpolation, 3-axis helical interpolation Built in Ethernet communication port Supports Micro SD card Supports limit switch (LSP/LSN) input 	
AH20MC-5A	12	HDC	3w	UC-ET010-13B UB-10-IO16C	<ul style="list-style-type: none"> DMCNET communication motion control module (10Mbps) Min. synchronization time at 12 axes is 1ms Supports 2~6-axis linear interpolation, 2-axis arc interpolation and 3-axis helical interpolation Built in Ethernet communication port Supports Micro SD card 	
AH08EMC-5A	8	HDC	3.3w	UC-ET010-13B UB-10-IO22C	<ul style="list-style-type: none"> EtherCAT communication motion control (100Mbps) Min. synchronization time at 8/16/32 axes is 0.5/1/2ms 	
AH10EMC-5A	16				<ul style="list-style-type: none"> Supports 2~6-axis linear interpolation, 2-axis arc interpolation and 3-axis helical interpolation Built in Ethernet communication port Supports Micro SD card 	
AH20EMC-5A	32				<ul style="list-style-type: none"> Supports EtherNet/IP - Adapter mode Supports I/O connection & explicit message Connections: TCP=16 ; CIP=32 RPI: 2~1,000ms PPS: 3,200 250 words/connection CPU execution speed: LD instruction @ 0.08µs 	


Note: Supports DIO(except interrupt module), AIO, MC, PM, HC, COPM and SCM modules in the first stage.

Software

Software	Model	License	Descriptions	Compatible Products
ISPSOft [V3]	-	Free	PLC programming software	AH series , DVP series PLCs
COMMGR [V1]	-	Free	Communication management software	AH series , DVP series PLCs
PMSOft [V2]	-	Free	Motion control programming software	AH series , DVP series motion controllers
DCISOft [V1]	-	Free	Ethernet configuration software	AH series Ethernet/serial communication modules, DVP series built-in Ethernet PLCs, DVP series Ethernet/serial communication modules, IFD series Ethernet modules, CMC series Ethernet cards for Delta motor drives
DeviceNet Builder [V2]	-	Free	DeviceNet configuration software	AH series DeviceNet modules, DVP series DeviceNet modules, CMC series DeviceNet cards for Delta motor drives
CANopen Builder [V2]	-	Free	CANopen configuration software	AH series CANopen modules, DVP series built-in CANopen PLCs, DVP series CANopen modules, DVP10MC motion controller
SYCON.net [V1]	-	Free	PROFIBUS DP configuration software	AH series PROFIBUS DP modules
Delta OPC [V1]	HASP-20-OPC01	Hardware license (USB)	Delta OPC server	AH series PLCs
ECAT Builder [V1]	-	Free	EtherCAT configuration software	AH series , DVP series PLCs
EIP Builder [V1]	-	Free	EtherNet/IP configuration software	AH series , DVP series PLCs


Ordering Information

Accessories

Products	Descriptions	Models	Specifications	Applicable Modules	Certificates
Cables	Extension cable for connecting extension backplane	AHACAB06-5A	0.6m	AHBP04M1-5A AHBP06M1-5A AHBP08M1-5A AHBP12M1-5A AHBP06E1-5A AHBP08E1-5A AHBP04MR1-5A AHBP06MR1-5A AHBP08MR1-5A AHBP06ER1-5A AHBP08ER1-5A	
		AHACAB10-5A	1.0m		
		AHACAB15-5A	1.5m		
		AHACAB30-5A	3.0m		
		AHACAB50-5A	5.0m		
		AHACABA0-5A	10.0m		
		AHACABA5-5A	15.0m		
		AHACABB0-5A	20.0m		
		AHACABC0-5A	30.0m		
		AHACABD0-5A	40.0m		
		AHACABE0-5A	50.0m		
		AHACABF0-5A	60.0m		
		AHACABG0-5A	70.0m		
		AHACABH0-5A	80.0m		
		AHACABJ0-5A	90.0m		
	AHACABK0-5A	100.0m			
	I/O extension cable for connecting external terminal modules	UC-ET010-24A	1.0m/MIL	AH32AM10N-5C AH32AN02T-5C AH32AN02P-5C	
		UC-ET010-24B	1.0m/MIL (Shielded)	AH64AM10N-5C AH64AN02T-5C AH64AN02P-5C	
		UC-ET020-24B	2.0m/MIL (Shielded)	AH32AN02T-5C AH32AN02P-5C	
		UC-ET030-24B	3.0m/MIL (Shielded)	AH64AN02T-5C AH64AN02P-5C	
		UC-ET010-24C	1.0m/MIL	AH32AM10N-5B AH32AN02T-5B AH32AN02P-5B	
		UC-ET010-24D	1.0m/MIL (Shielded)	AH04HC-5A AH20MC-5A AH08EMC-5A AH10EMC-5A AH20EMC-5A	
		UC-ET020-24D	2.0m/MIL (Shielded)	AH10PM-5A AH15PM-5A	
		UC-ET030-24D	3.0m/MIL (Shielded)	AH10COPM-5A AH10DNET-5A AHRTU-DNET-5A TAP-CN01 TAP-CN02 TAP-CN03	
		UC-ET010-33B	1.0m/DB37		
		UC-ET010-13B	1.0m/HDC		
		UC-ET010-15B	1.0m/HDC		
		CANopen / DeviceNet cables	UC-DN01Z-01A ^(Note)	305.0m (Thick/Trunk Cable)	
	UC-DN01Z-02A ^(Note)		305.0m (Thin/Drop Cable)		
	CANopen / DeviceNet / DMCNET cables	UC-CMC003-01A	0.3m/RJ45	AH20MC-5A TAP-CN03	
		UC-CMC005-01A	0.5m/RJ45		
		UC-CMC010-01A	1.0m/RJ45		
		UC-CMC015-01A	1.5m/RJ45		
		UC-CMC020-01A	2.0m/RJ45		
		UC-CMC030-01A	3.0m/RJ45		
		UC-CMC050-01A	5.0m/RJ45		
		UC-CMC100-01A	10.0m/RJ45		
	UC-CMC200-01A	20.0m/RJ45			

Note:
- Ordering unit: meter
- Not available in Taiwan

Accessories

Products	Descriptions	Models	Specifications	Applicable Modules	Certificates
Cables	EtherCAT cables (ETG approved)	UC-EMC003-02A	0.3 m/RJ45	AH08EMC-5A AH10EMC-5A AH20EMC-5A AH10PFBM-5A AH10PFBS-5A AHTU-PFBS-5A AHCPU560-EN2 AH32AM10N-5C AH64AM10N-5C AH32AM10N-5B AH32AN02T-5C AH64AN02T-5C AH32AN02P-5C AH64AN02P-5C AH32AN02T-5B AH32AN02P-5B AH32AN02T-5C AH32AN02P-5C AH64AN02T-5C AH64AN02P-5C AH32AN02T-5B AH32AN02P-5B AH04HC-5A AH20MC-5A AH08EMC-5A AH10EMC-5A AH20EMC-5A AH10PM-5A AH15PM-5A	c  us
		UC-EMC005-02A	0.5 m/RJ45		
		UC-EMC010-02A	1.0 m/RJ45		
		UC-EMC020-02A	2.0 m/RJ45		
		UC-EMC050-02A	5.0 m/RJ45		
		UC-EMC100-02A	10.0 m/RJ45		
		UC-EMC200-02A	20.0 m/RJ45		
	EtherCAT cables	UC-EMC003-02B	0.3 m/RJ45		
		UC-EMC005-02B	0.5 m/RJ45		
		UC-EMC010-02B	1.0 m/RJ45		
		UC-EMC020-02B	2.0 m/RJ45		
		UC-EMC030-02B	3.0 m/RJ45		
		UC-EMC050-02B	5.0 m/RJ45		
		UC-EMC100-02B	10.0 m/RJ45		
	PROFIBUS cables	UC-PF01Z-01A ^(Note)	305.0 m		
	Fiber optic cables New	UC-FB010-01A	1.0m/single-mode/LC connector		
UC-FB030-01A		3.0m/single-mode/LC connector			
UC-FB010-02A		1.0m/multi-mode/LC connector			
UC-FB030-02A		3.0m/multi-mode/LC connector			
External terminal modules	For digital input modules	UB-10-ID32A	MIL		
		UB-10-ID32B	DB37		
	For digital output modules	UB-10-OR16A	16 points relay output (240 V _{AC} /24 V _{DC} , 2A) MIL		
		UB-10-OR16B	16 points relay output (240 V _{AC} /24 V _{DC} , 2A) MIL		
		UB-10-OR32A	32 points relay output (240 V _{AC} /24 V _{DC} , 2A) DB37		
		UB-10-OR32B	32 points relay output (240 V _{AC} /24 V _{DC} , 2A) DB37		
		UB-10-OT32A	Transistor output MIL		
		UB-10-OT32B	Transistor output DB37		
		For motion control modules	UB-10-IO16C	HDC	
	UB-10-IO22C		HDC		
	UB-10-IO24C		HDC		
	UB-10-IO34C		HDC		
<p>Note: - Ordering unit: meter - Not available in Taiwan</p>					


Ordering Information

Accessories

Products	Descriptions	Models	Specifications	Applicable Modules	Certificates
Connectors	PROFIBUS connectors	UN-03PF-01A	90° connector		CE
		UN-03PF-02A	90° connector with programming port		
		UN-03PF-03A	180° connector		
Terminal resistors	DMCNET terminal resistors (RJ45)	ASD-TR-DM0008			
	CANopen/DeviceNet terminal resistors (RJ45)	TAP-TR01			
Distribution box	CANopen/DeviceNet distribution Box	TAP-CP01	Power distribution box		CE
		TAP-CN01	1 for 2		
		TAP-CN02	1 for 4		
		TAP-CN03	1 for 4 (RJ45)		
Dummy modules	To protect empty slots	AHASP01-5A			
DIN rail	Used on DIN rail for rack installation	AHADINADP1-5A			
Fiber optics modules for backplanes	Used for backplane extension via fiber optics (installs at the backplane's lower extension port)	AHAADP01EF-5A	<ul style="list-style-type: none"> Optical fiber connector: SC Supported optical fiber types: multi-modes, 62.5/125 μm or 50/125 μm Optical fiber max. length: 2 km 	AHBP04M1-5A AHBP06M1-5A AHBP08M1-5A AHBP12M1-5A AHBP06E1-5A AHBP08E1-5A AHBP04MR1-5A AHBP06MR1-5A AHBP08MR1-5A AHBP06ER1-5A AHBP08ER1-5A	
	Used for backplane extension via fiber optics (installs at the backplane's upper extension port)	AHAADP02EF-5A			
FE SFP Fiber Transceiver	Used for redundant CPU	LCP-100MMF LCP-100MMFT	<ul style="list-style-type: none"> Connector: LC Fiber optics: Multi-mode Max. cable length: 2 km Operation temperature: ...MMF: -5~70°C ...MMFT: -40~85°C 	AHCPU560-EN2	CE cULUS
		LCP-100SMF30 LCP-100SMF30T	<ul style="list-style-type: none"> Connector: LC Fiber optics: Single-mode Max. cable length: 30 km Operation temperature: ...F30: -5~70°C ...DRTJ: -40~85°C 		
		LCP-100SMF60 LCP-100SMF60T	<ul style="list-style-type: none"> Connector: LC Fiber optics: Single-mode Max. cable length: 60 km Operation temperature: ...F60: -5~70°C ...F60T: -40~85°C 		
Memory card	SD card: 1 GB	FMC-SD001G	<ul style="list-style-type: none"> Capacity: 1 GB Overwrite: 10,000 times 	<ul style="list-style-type: none"> Speed (Read/Write) : Max. 18/15 MB/s Operation temperature: -40~85°C 	

Specification Information

General Modules

Item	Specifications
Operating Conditions	<ul style="list-style-type: none"> Temperature: -20~60°C Relative Humidity: 5~95% (Non-Condensing) IP Rating: IP20
Storage Conditions	<ul style="list-style-type: none"> Temperature: -40~70°C Relative Humidity: 5~95% (Non-Condensing)
Certificates	

Ethernet Connection Information

Connection type	Modbus (Server)	Modbus (Client)	EtherNet/IP (TCP)	EtherNet/IP (CIP)
AHCPU500/510/520/530-EN	32	16/32/64/128	-	-
AHCPU501/511/521/531-EN AHCPU560-EN2	48/64/96/160/160 ^(Note)	16/32/64/128/128	16/32/64/128/128	32/64/128/256/256
AH08/10/20EMC-5A	32	128	16	32
AH10EN-5A	128	64	64	64
AHRTU-ETHN-5A	-	-	48	96

Note: Firmware version is v2.02 and higher.



Smarter. Greener. Together.

Industrial Automation Headquarters

Delta Electronics, Inc.

Taoyuan Technology Center
No.18, Xinglong Rd., Taoyuan District,
Taoyuan City 33068, Taiwan
TEL: 886-3-362-6301 / FAX: 886-3-371-6301

Asia

Delta Electronics (Shanghai) Co., Ltd.

No.182 Minyu Rd., Pudong Shanghai, P.R.C.
Post code : 201209
TEL: 86-21-6872-3988 / FAX: 86-21-6872-3996
Customer Service: 400-820-9595

Delta Electronics (Japan), Inc.

Tokyo Office
Industrial Automation Sales Department
2-1-14 Shibadaimon, Minato-ku
Tokyo, Japan 105-0012
TEL: 81-3-5733-1155 / FAX: 81-3-5733-1255

Delta Electronics (Korea), Inc.

Seoul Office
1511, 219, Gasan Digital 1-Ro., Geumcheon-gu,
Seoul, 08501 South Korea
TEL: 82-2-515-5305 / FAX: 82-2-515-5302

Delta Energy Systems (Singapore) Pte Ltd.

4 Kaki Bukit Avenue 1, #05-04, Singapore 417939
TEL: 65-6747-5155 / FAX: 65-6744-9228

Delta Electronics (India) Pvt. Ltd.

Plot No.43, Sector 35, HSIIDC Gurgaon,
PIN 122001, Haryana, India
TEL: 91-124-4874900 / FAX : 91-124-4874945

Delta Electronics (Thailand) PCL.

909 Soi 9, Moo 4, Bangpoo Industrial Estate (E.P.Z),
Pattana 1 Rd., T.Phraksa, A.Muang,
Samutprakarn 10280, Thailand
TEL: 66-2709-2800 / FAX : 662-709-2827

Delta Energy Systems (Australia) Pty Ltd.

Unit 20-21/45 Normanby Rd., Notting Hill Vic 3168, Australia
TEL: 61-3-9543-3720

Americas

Delta Electronics (Americas) Ltd.

Raleigh Office
P.O. Box 12173, 5101 Davis Drive,
Research Triangle Park, NC 27709, U.S.A.
TEL: 1-919-767-3813 / FAX: 1-919-767-3969

Delta Greentech (Brasil) S/A

São Paulo Office
Rua Itapeva, 26 – 3º Andar - Bela Vista
CEP: 01332-000 – São Paulo – SP - Brasil
TEL: 55-11-3530-8642 / 55-11-3530-8640

Delta Electronics International Mexico S.A. de C.V.

Mexico Office
Vía Dr. Gustavo Baz No. 2160, Colonia La Loma,
54060 Tlalnepantla Estado de Mexico
TEL: 52-55-2628-3015 #3050/3052

EMEA

Headquarters: Delta Electronics (Netherlands) B.V.

Sales: Sales.IA.EMEA@deltaww.com
Marketing: Marketing.IA.EMEA@deltaww.com
Technical Support: iatechnicalsupport@deltaww.com
Customer Support: Customer-Support@deltaww.com
Service: Service.IA.emea@deltaww.com
TEL: +31(0)40 800 3800

BENELUX: Delta Electronics (Netherlands) B.V.

De Witbogt 20, 5652 AG Eindhoven, The Netherlands
Mail: Sales.IA.Benelux@deltaww.com
TEL: +31(0)40 800 3800

DACH: Delta Electronics (Netherlands) B.V.

Coesterweg 45, D-59494 Soest, Germany
Mail: Sales.IA.DACH@deltaww.com
TEL: +49(0)2921 987 0

France: Delta Electronics (France) S.A.

ZI du bois Challand 2, 15 rue des Pyrénées,
Lisses, 91090 Evry Cedex, France
Mail: Sales.IA.FR@deltaww.com
TEL: +33(0)1 69 77 82 60

Iberia: Delta Electronics Solutions (Spain) S.L.U

Ctra. De Villaverde a Vallecas, 265 1º Dcha Ed.
Hormigueras – P.I. de Vallecas 28031 Madrid
TEL: +34(0)91 223 74 20

Carrer Llacuna 166, 08018 Barcelona, Spain

Mail: Sales.IA.Iberia@deltaww.com

Italy: Delta Electronics (Italy) S.r.l.

Ufficio di Milano Via Senigallia 18/2 20161 Milano (MI)
Piazza Grazioli 18 00186 Roma Italy
Mail: Sales.IA.Italy@deltaww.com
TEL: +39 02 64672538

Russia: Delta Energy System LLC

Vereyskaya Plaza II, office 112 Vereyskaya str.
17 121357 Moscow Russia
Mail: Sales.IA.RU@deltaww.com
TEL: +7 495 644 3240

Turkey: Delta Greentech Elektronik San. Ltd. Sti. (Turkey)

Şerifaii Mah. Hendem Cad. Kule Sok. No:16-A
34775 Ümraniye – İstanbul
Mail: Sales.IA.Turkey@deltaww.com
TEL: + 90 216 499 9910

GCC: Delta Energy Systems AG (Dubai BR)

P.O. Box 185668, Gate 7, 3rd Floor, Hamarain Centre
Dubai, United Arab Emirates
Mail: Sales.IA.MEA@deltaww.com
TEL: +971(0)4 2690148

Egypt + North Africa: Delta Electronics

511 Cairo Business Plaza, North 90 street,
New Cairo, Cairo, Egypt
Mail: Sales.IA.MEA@deltaww.com