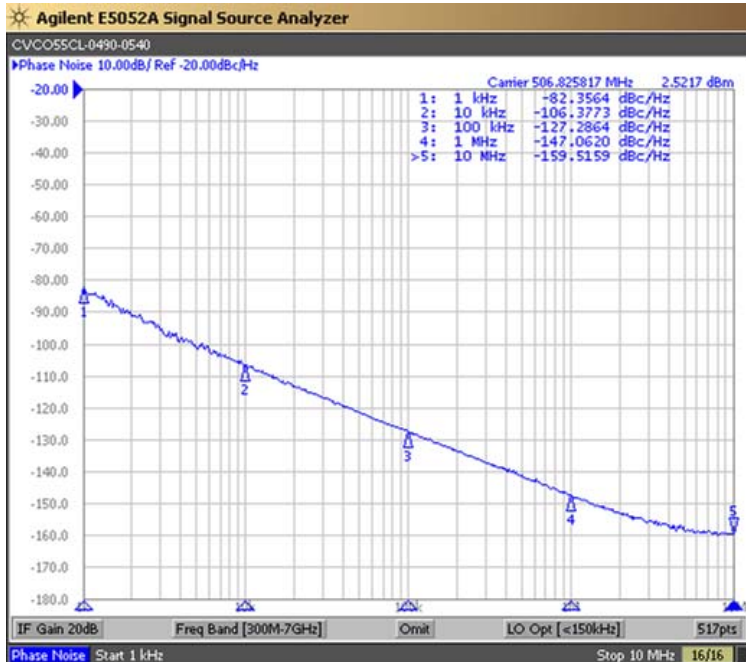


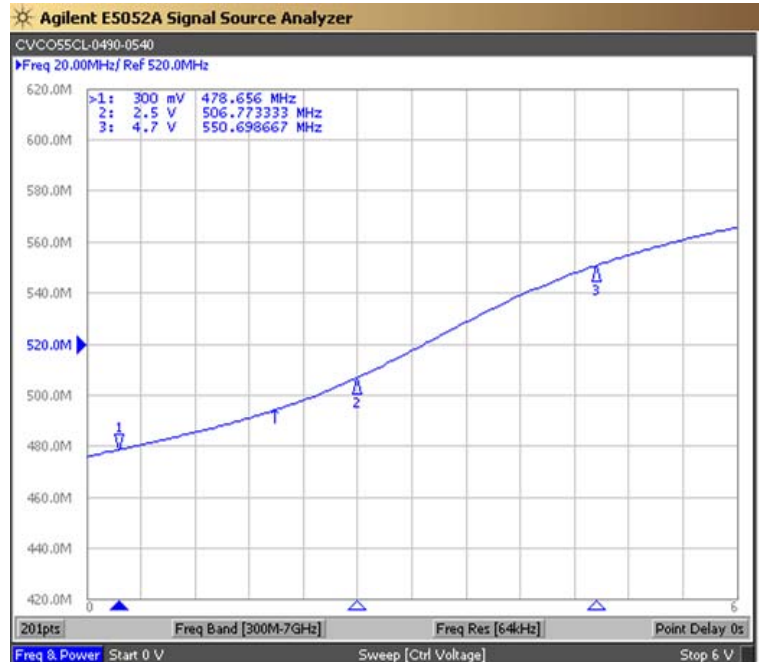


PERFORMANCE SPECIFICATION	MIN	TYP	MAX	UNITS
Lower Frequency:			490	MHz
Upper Frequency:	540			MHz
Tuning Voltage:	0.3		4.7	VDC
Supply Voltage:	4.75	5.0	5.25	VDC
Output Power:	0	+3.0	+6.0	dBm
Supply Current:		15	25	mA
Harmonic Suppression (2 nd Harmonic):		-12	-8	dBc
Pushing:		0.5	2.0	MHz/V
Pulling, all Phases:		1.0	2.0	MHz pk-pk
Tuning Sensitivity:		31		MHz/V
Phase Noise @ 10kHz offset:		-108	-101	dBc/Hz
Phase Noise @ 100kHz offset:		-127	-121	dBc/Hz
Load Impedance:		50		Ω
Input Capacitance:			100	pF
Operating Temperature Range:	-40		+85	$^{\circ}$ C
Storage Temperature Range:	-45		+90	$^{\circ}$ C

Phase Noise (1 Hz BW, Typical)



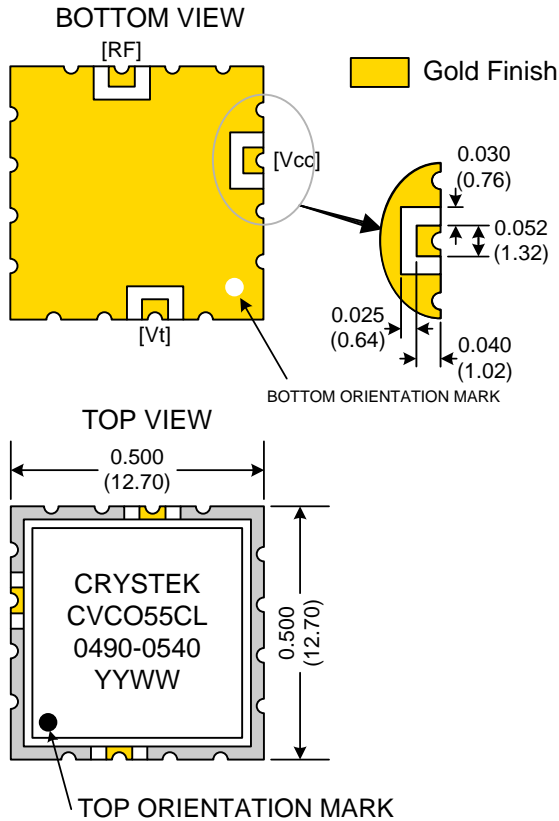
Tuning Curve (Typical)



Product Control:

Crystek Part Number:	CVCO55CL-0490-0540	Release Date:	24-Jul-2015
Revision Level:	H	Responsible:	C. Vales





Pad	Connection
2	Vt
10	RF-OUTPUT
14	Vcc
Others	GROUND

- Unless otherwise specified, Dimensions are in: $\frac{IN}{(mm)}$
- Pad Location Dimensions are in: Inches

TAPE AND REEL



Drawing not to scale

Product Control:			
Crystek Part Number:	CVCO55CL-0490-0540	Release Date:	24-Jul-2015
Revision Level:	H	Responsible:	C. Vales

Specification is subject to change without notice