


PTS 840 Series

Microminiature SMT Side Actuated



Features/Benefits

- 3.5 x 3.55 mm footprint
- Front PIP leads option for strong shear resistance
- ESD pin option
- Reduced footprint

Typical Applications

- Nomad devices
- Remote controls
- Personal health diagnostics
- Consumer electronics

Specifications

FUNCTION: momentary action
 CONTACT ARRANGEMENT: 1 make contact = SPST N.O.
 TERMINALS: G and front PIP types for SMT
 TRAVEL: 0.2mm + 0.2mm / -0.1 mm
 LIFE: 100,000 cycles

| Type | Operating Force (gf) | SMT Leads | Pegs |
|---------------------------|----------------------|-----------|------|
| Without ground pin | | | |
| PTS840 GM SMTR LFS | 160 -40/+70 | G leads | No |
| PTS840 GK SMTR LFS | 220 -70/+80 | G leads | No |
| PTS840 PM SMTR LFS | 160 -40/+70 | P leads | No |
| PTS840 PK SMTR LFS | 220 -70/+80 | P leads | No |
| PTS840 GMP SMTR LFS | 160 -40/+70 | G leads | Yes |
| PTS840 GKP SMTR LFS | 220 -70/+80 | G leads | Yes |
| With ground pin | | | |
| PTS840 ESDGM SMTR LFS | 160 -40/+70 | G leads | No |
| PTS840 ESDGK SMTR LFS | 220 -70/+80 | G leads | No |
| PTS840 ESDPM SMTR LFS | 160 -40/+70 | P leads | No |
| PTS840 ESDPK SMTR LFS | 220 -70/+80 | P leads | No |
| PTS840 ESDGMP SMTR LFS | 160 -40/+70 | G leads | Yes |
| PTS840 ESDGKP SMTR LFS | 220 -70/+80 | G leads | Yes |

Electrical

MAXIMUM VOLTAGE: 12 VDC
 MAXIMUM CURRENT DC: 50 mA
 DIELECTRIC STRENGTH: 250 VA C (1mn)
 CONTACT RESISTANCE: ≤ 500 mΩ
 INSULATION RESISTANCE: ≥ 100 MΩ
 BOUNCE TIME: ≤ 10 ms

Environmental

OPERATING TEMPERATURE: -40°C to 85°C

Process

SOLDERING: This component is suited to the following methods:
 Infrared Reflow Soldering in accordance with IEC61760-1

Packaging

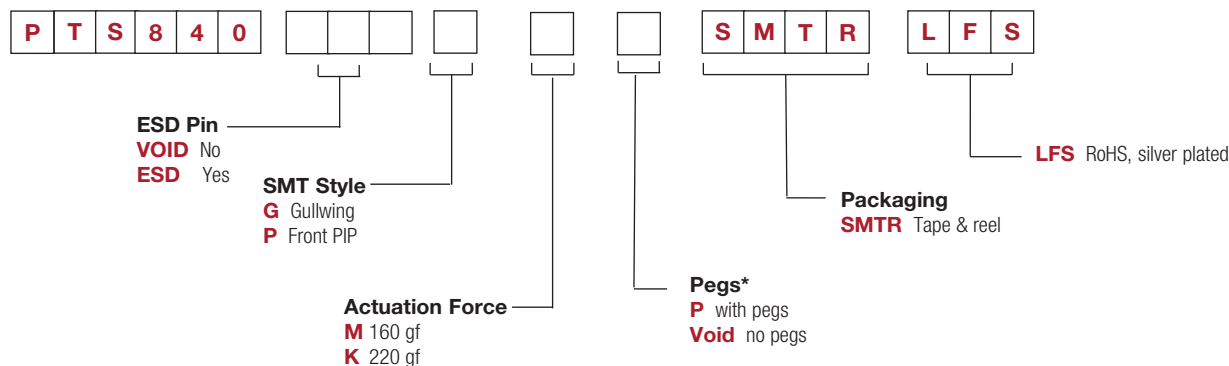
In reels of 3,500 pieces
 Dimensions of reels according to EIA 481B
 External diameter 330 mm

NOTE: Specifications listed above are for switches with standard options.
 For information on specific and custom switches, consult Customer Service Center.

How To Order

Our easy build-a-switch concept allows you to mix and match options to create the switch you need. To order, select desired option from each category and place it in the appropriate box.

For any part number different from those listed above, please consult your local representative.

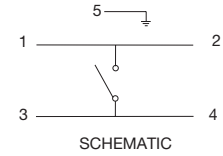
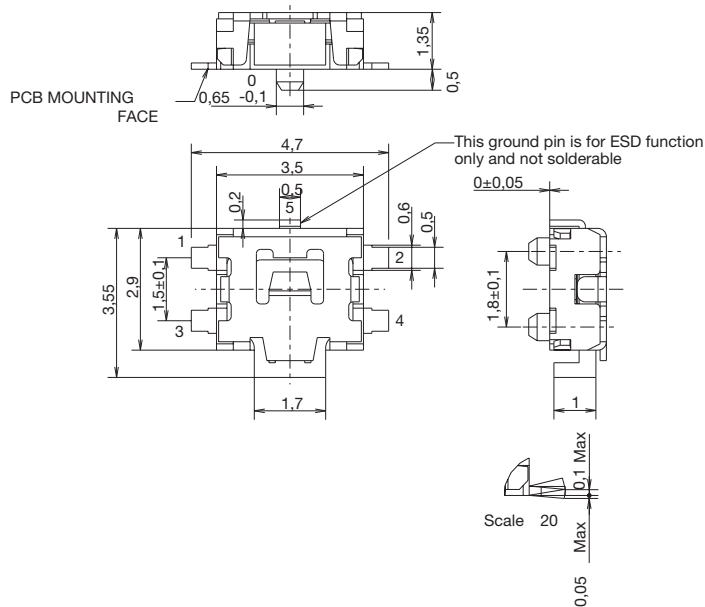


Design Recommendations

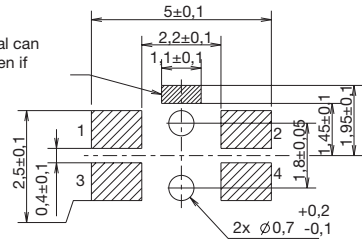
- "P" leads are recommended for applications where shear resistance is of importance
- When a precise alignment between application button and the switch is requested, version with pegs are the right choice to limit the possible floating of the switch during solderability.

PTS 840 Series Microminiature SMT Side Actuated

Standard G SMT Leads with ESD and Peg options

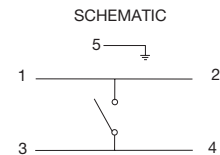
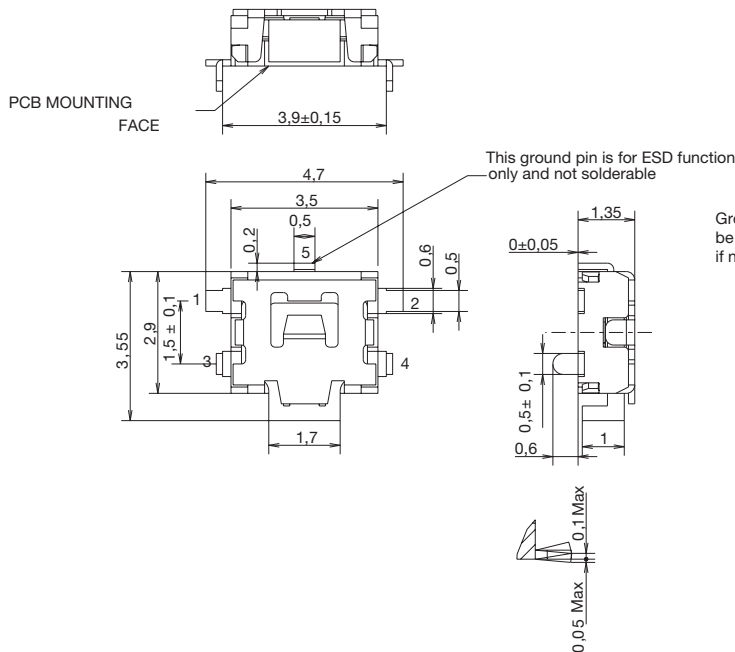


Ground terminal can be effective even if not soldered

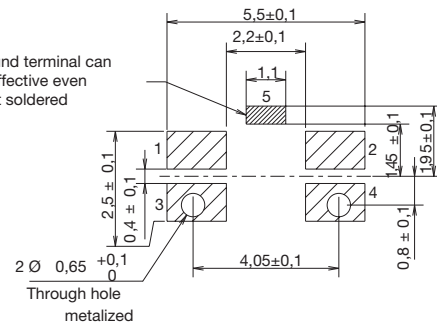


Tactile Switches

P SMT Leads with ESD option



Ground terminal can be effective even if not soldered



PTS 840 Series Microminiature SMT Side Actuated

TAPE & REEL



B

