


**CBRLDSH2-40**  
**SURFACE MOUNT**  
**HIGH DENSITY**  
**2 AMP SILICON**  
**SCHOTTKY BRIDGE RECTIFIER**



[www.centrasemi.com](http://www.centrasemi.com)

**DESCRIPTION:**

The CENTRAL SEMICONDUCTOR CBRLDSH2-40 is a full wave Schottky bridge rectifier mounted in a low profile epoxy surface mount molded case, utilizing glass passivated chips.



**MARKING CODE: CL40**

**APPLICATIONS:**

- Input rectification
- Polarity protection
- Steering diode array

**FEATURES:**

- Low leakage current (5.5 $\mu$ A TYP @  $V_{RRM}$ )
- High 2.0A current rating
- Low  $V_F$  Schottky diodes (480mV TYP @  $I_F=2.0A$ )
- Low profile package (1.6mm MAX)

**MAXIMUM RATINGS:** ( $T_A=25^\circ\text{C}$  unless otherwise noted)

	SYMBOL		UNITS
Peak Repetitive Reverse Voltage	$V_{RRM}$	40	V
DC Blocking Voltage	$V_R$	40	V
RMS Reverse Voltage	$V_{R(RMS)}$	28	V
Average Forward Current ( $T_L=50^\circ\text{C}$ )	$I_O$	2.0	A
Peak Forward Surge Current	$I_{FSM}$	50	A
Operating Junction Temperature	$T_J$	-55 to +125	$^\circ\text{C}$
Storage Temperature	$T_{stg}$	-55 to +150	$^\circ\text{C}$
Thermal Resistance	$\Theta_{JA}$	95	$^\circ\text{C/W}$

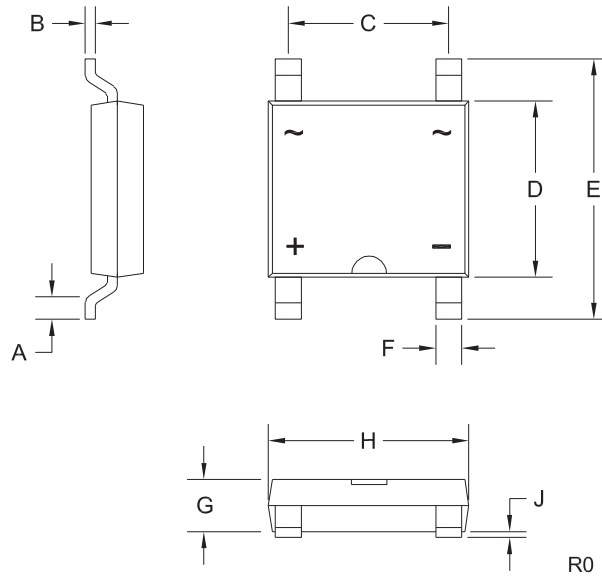
**ELECTRICAL CHARACTERISTICS PER DIODE:** ( $T_A=25^\circ\text{C}$  unless otherwise noted)

SYMBOL	TEST CONDITIONS	TYP	MAX	UNITS
$I_R$	$V_R=40V$	5.5	100	$\mu\text{A}$
$I_R$	$V_R=40V, T_A=100^\circ\text{C}$	2.0	20	mA
$V_F$	$I_F=2.0A$	480	500	mV
$C_J$	$V_R=4.0V, f=1.0\text{MHz}$	155	250	pF

**CBRLDSH2-40**  
**SURFACE MOUNT**  
**HIGH DENSITY**  
**2 AMP SILICON**  
**SCHOTTKY BRIDGE RECTIFIER**



**LPDIP CASE - MECHANICAL OUTLINE**



R0

DIMENSIONS				
SYMBOL	INCHES		MILLIMETERS	
	MIN	MAX	MIN	MAX
A	0.019	0.028	0.50	0.70
B	0.007	0.012	0.20	0.30
C	0.153	0.162	3.90	4.10
D	0.167	0.179	4.25	4.55
E	0.248	0.264	6.30	6.70
F	0.023	0.028	0.60	0.70
G	0.045	0.058	1.15	1.45
H	0.190	0.203	4.85	5.15
J	0.002	0.006	0.05	0.15

LPDIP (REV: R0)

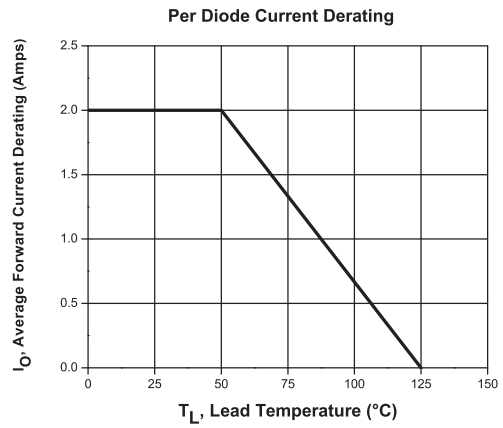
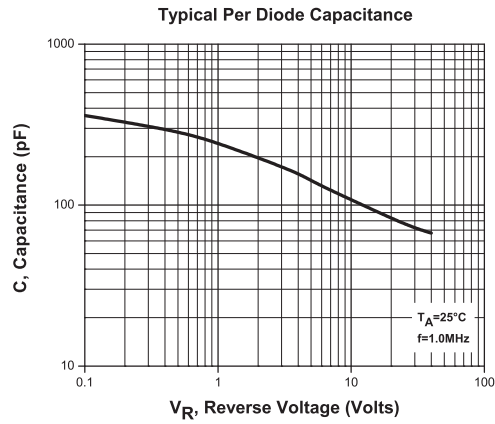
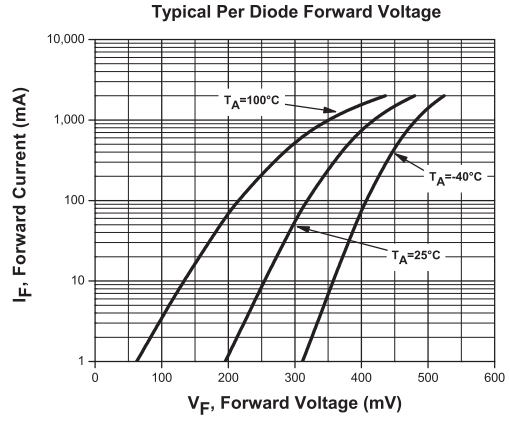
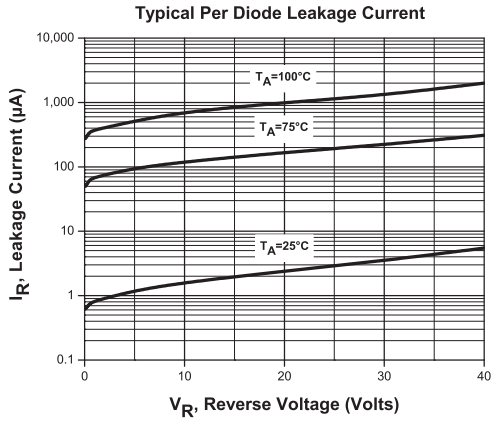
**MARKING CODE: CL40**

R1 (26-November 2012)

**CBRLDSH2-40**  
**SURFACE MOUNT**  
**HIGH DENSITY**  
**2 AMP SILICON**  
**SCHOTTKY BRIDGE RECTIFIER**



**TYPICAL ELECTRICAL CHARACTERISTICS**



R1 (26-November 2012)

## OUTSTANDING SUPPORT AND SUPERIOR SERVICES



---

### PRODUCT SUPPORT

Central's operations team provides the highest level of support to insure product is delivered on-time.

- Supply management (Customer portals)
- Inventory bonding
- Consolidated shipping options
- Custom bar coding for shipments
- Custom product packing

---

### DESIGNER SUPPORT/SERVICES

Central's applications engineering team is ready to discuss your design challenges. Just ask.

- Free quick ship samples (2<sup>nd</sup> day air)
- Online technical data and parametric search
- SPICE models
- Custom electrical curves
- Environmental regulation compliance
- Customer specific screening
- Up-screening capabilities
- Special wafer diffusions
- PbSn plating options
- Package details
- Application notes
- Application and design sample kits
- Custom product and package development

---

### REQUESTING PRODUCT PLATING

1. If requesting Tin/Lead plated devices, add the suffix "TIN/LEAD" to the part number when ordering (example: 2N2222A TIN/LEAD).
2. If requesting Lead (Pb) Free plated devices, add the suffix "PBFREE" to the part number when ordering (example: 2N2222A PBFREE).

---

### CONTACT US

#### Corporate Headquarters & Customer Support Team

Central Semiconductor Corp.  
145 Adams Avenue  
Hauppauge, NY 11788 USA  
Main Tel: (631) 435-1110  
Main Fax: (631) 435-1824  
Support Team Fax: (631) 435-3388  
[www.centrasemi.com](http://www.centrasemi.com)

**Worldwide Field Representatives:**  
[www.centrasemi.com/wwreps](http://www.centrasemi.com/wwreps)

**Worldwide Distributors:**  
[www.centrasemi.com/wwdistributors](http://www.centrasemi.com/wwdistributors)

---

For the latest version of Central Semiconductor's **LIMITATIONS AND DAMAGES DISCLAIMER**, which is part of Central's Standard Terms and Conditions of sale, visit: [www.centrasemi.com/terms](http://www.centrasemi.com/terms)