

Safety magnetic sensors

Rectangular safety magnetic sensors

SMS03



- Safety category 4 according to EN 954-1
- 2 NO outputs
- 1 NC auxiliary output (SMS03NC only)
- Cable or M12 pig tail output connection (SMS03+CM1A4/03MT only)
- Rectangular housing
- Multiple flux coding

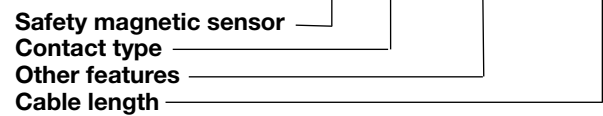
Product Description

The SMS03 series of safety magnetic sensors is characterized by multiple flux coding with 2 NO safety outputs. The SMS03+CM1A4/03MT model is provided

with a pig tail output connection ended with a four-pole M12 connector, while the SMS03NC model is provided by 1 auxiliary NC output contact for signalling.

Ordering Key

SMS 03+CM1A4/03MT



Type Selection

Output	Auxiliary output	Connection	Item code	Item code (UL)
2 NO	-	PVC cable	SMS 03	SMS AP 20 AF 02M
2 NO	-	M12 4-pole connector	SMS 03+CM1A4/03MT	SMS AP 20 AF 03D CP
2 NO	1 NC	PVC cable	SMS 03 NC	SMS AP 20 AG 02M

Output Specifications

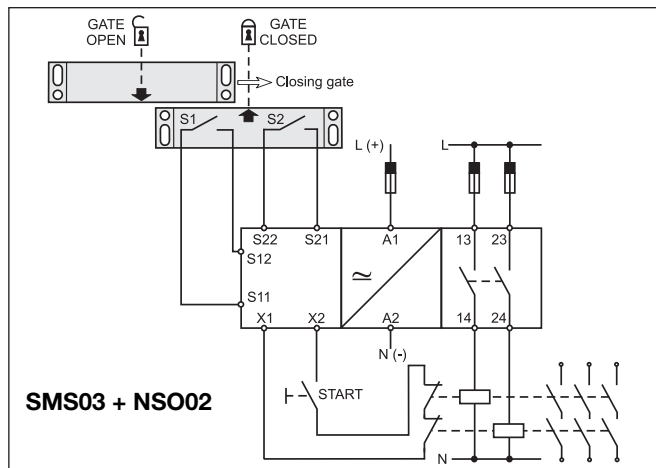
Output	Category 4 (EN 954-1) 2 NO
Auxiliary output SMS03NC	1 NC
Output connection SMS03, SMS03NC	Cable (PVC, AWG 26, L=2m 4x0.15 mm ²)
SMS03+CM1A4/03MT	Cable L=0.3 m ended with a 4 pole M12 connector
Contact ratings Max Switching Voltage Max Switching Current Max Switching Power	100 VAC 0.25 A 5 VA

General Specifications

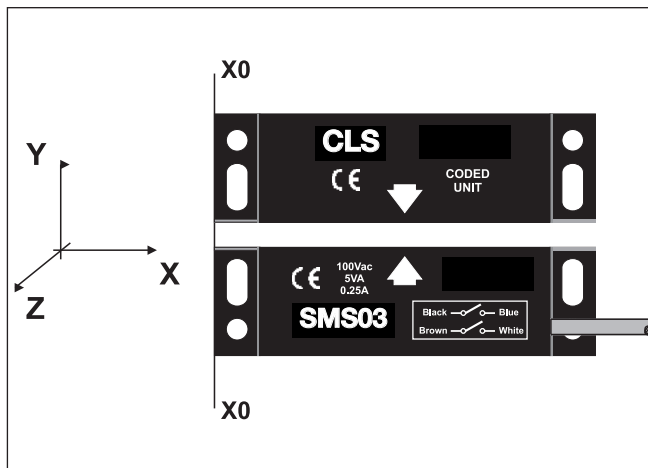
Operating distance ON	20 ± 3 mm
Release distance OFF	22 ± 5 mm
Reset distance	22 ± 5 mm
Suitable magnetic unit	CLS
Misalignment	max± 4 mm
Housing Dimensions Material	88 x 25 x 13 mm Plastic
Weight	Approx. 70 g
Environment Degree of protection Operating temperature Storage temperature	IP 67 -25 to +70 °C -25 to +70 °C



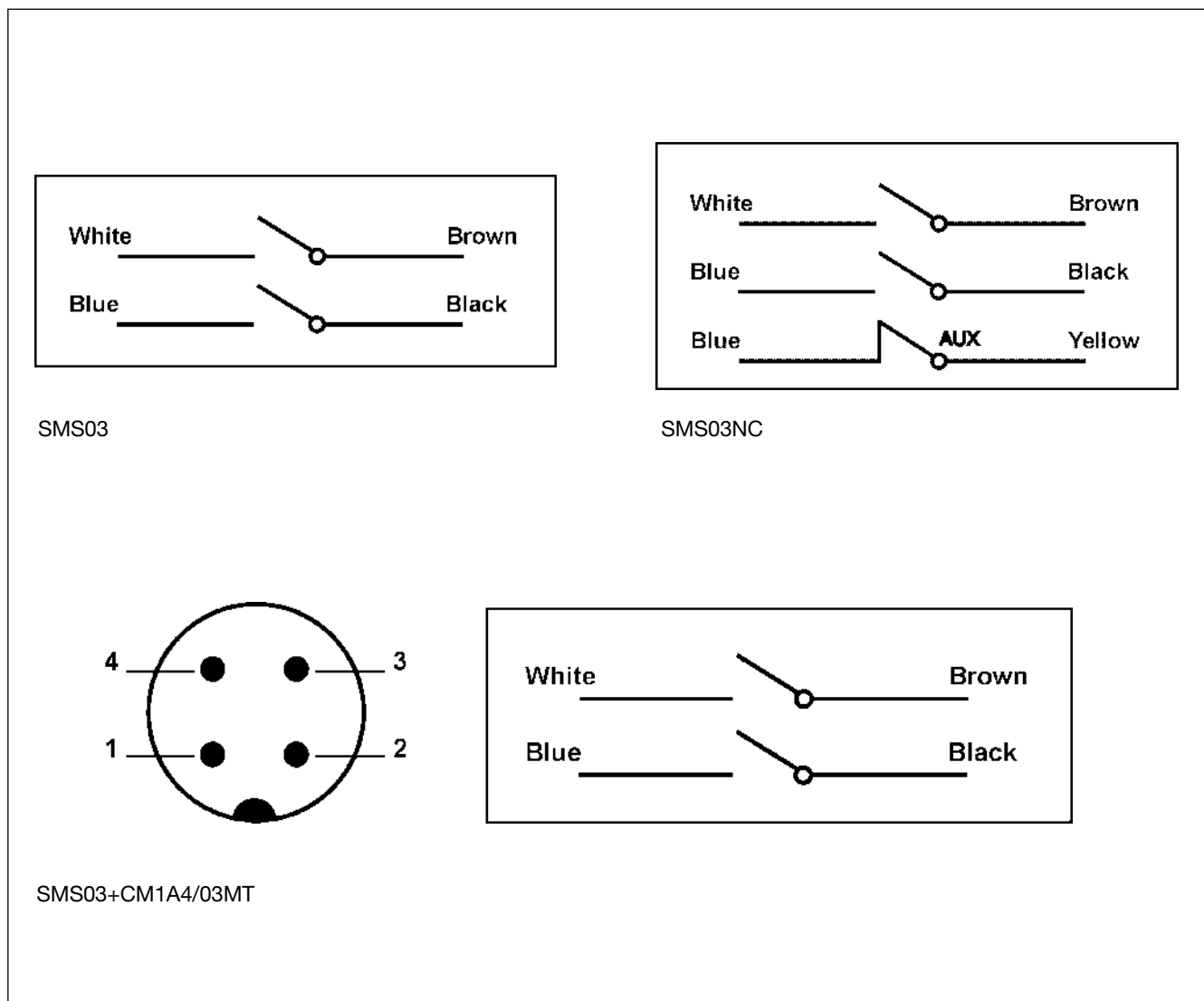
Application



Operating Directions



Wiring Diagrams



Dimensions

