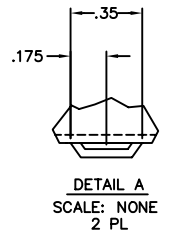
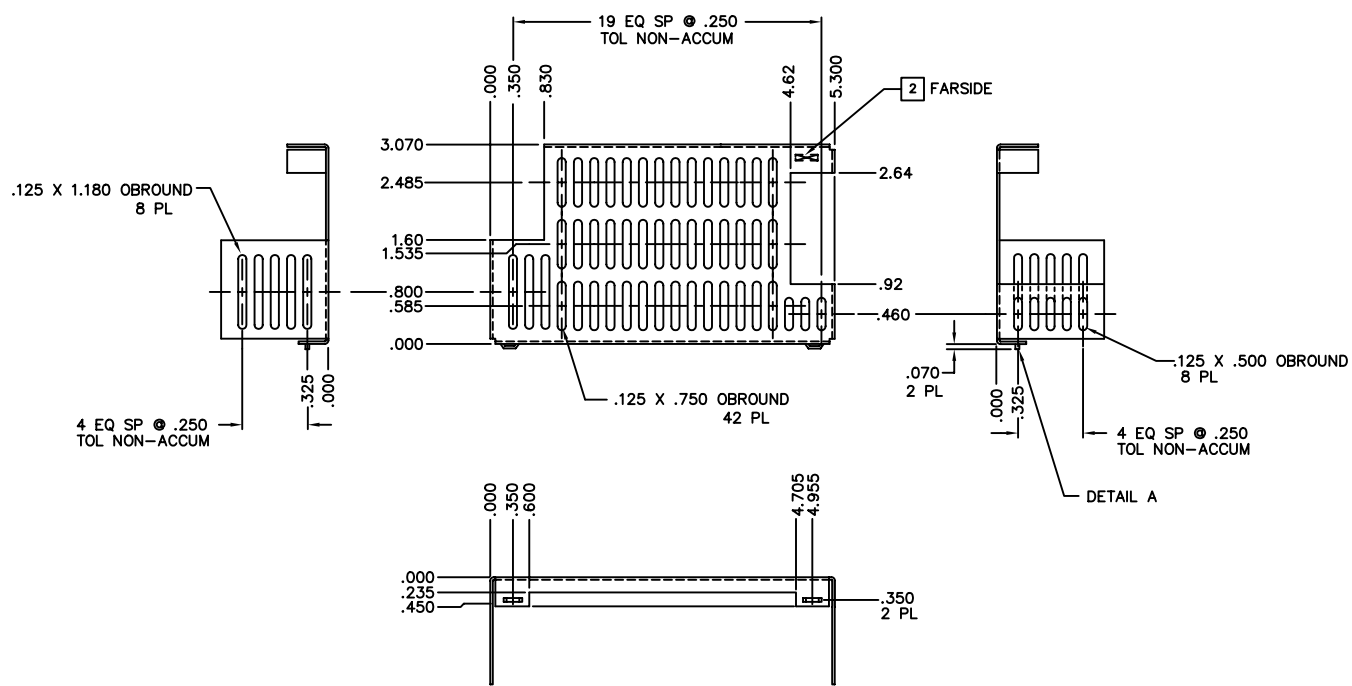
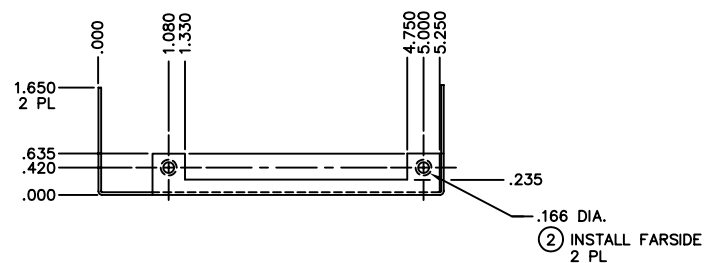


This drawing and specifications, herein, are the property of POWER-ONE INC. and shall not be reproduced or copied or used in whole or in part as the basis for the manufacture or sale of items without written permission.

REVISIONS				
ECO	LTR	DESCRIPTION	DATE	APPROVED
X-13754	B	RELEASE -G PART	12/19/06	R.W.

released  
uncontrolled



3. ALL MATERIALS, AND ANY PLATING OR COATING USED, MUST MEET THE REQUIREMENTS OF THE CURRENT RoHS DIRECTIVE 2002/95/EC. IN PARTICULAR, HEXAVALENT CHROMIUM (Cr VI), AND OR CADMIUM (Cd), PLATING OR COATING MUST NOT BE USED. LEAD (Pb) OR CADMIUM (Cd) IN PAINT OR SILKSCREEN INK IS NOT ALLOWED.

2 MARK P/N AND REV. APPROX. WHERE SHOWN.

1. ALL BENDS TO BE 90° ±.5°. USE .062R MAX. WHEN FORMING.

NOTES: UNLESS OTHERWISE SPECIFIED

2	2		SELF CLINCHING FASTENER	341-21228-G
1	AR		.040 AL 5052-H32	408-20453
ITEM	QTY REQD	PART OR IDENTIFYING NO.	NOMENCLATURE OR DESCRIPTION	POWER ONE STD. P/N

UNLESS OTHERWISE SPECIFIED:			PARTS LIST					
DECIMALS:	ANGLES:							
.X ±.08	±30'							
.XX ±.03								
.XXX ±.010								
APPROVALS		DATE	TITLE					
DRAWN SCOTT RAITT		1-10-90	COVER					
CHECKED ETG		8-28-90						
ENG. APPD. M. ARCHER		8-28-90						
APPROVED								
MATERIAL		FINISH	MFG. APPD. C. YIM	8-28-90	SIZE	CODE IDENT NO.	DRAWING NO.	REV.
SEE ITEM 1		CLEAR ANODIZE PER ASTM B580, CLASS F.			D	54407	59584-G	B
NEXT ASSY		UNIT USED ON	APPLICATION		SCALE 1:1	COMPUTER/GEN/DWG	SHEET 1 OF 1	