

RoHS Compliant

Features

- Distributed constant type LC filter. Prevents ringing caused by circuit impedance. Suitable for high speed digital circuits and video signal lines.
- Stable noise attenuation over wide frequency ranges.
- Small and low profile.

Applications

- Data Lines for Mobile Phones (LCD Lines, Video Lines, Bus Lines)
- Bus Lines for Digital Equipment

How to Order

KNA 16 300 - W 3
 ① ② ③ ④ ⑤

- ① Series
- ② Size

	EIA	EIAJ
16	0603	1608
21	0805	2012

- ③ Frequency

300(KNA16)	300MHz
400(KNA21)	400MHz

*Frequency at Attenuation typical 3dB, max. 6dB

- ④ Taping Direction
W: Standard

- ⑤ Quantity per Reel

3	3000pcs.	KNA21 : std.
4	4000pcs.	KNA16 : option
5	5000pcs.	KNA16 : std.

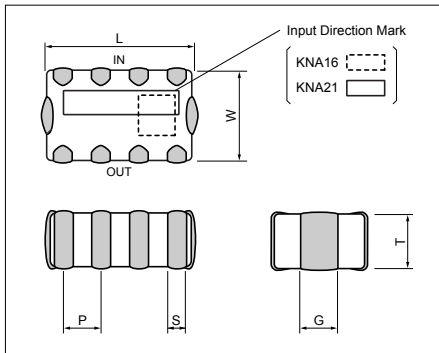
Specifications

Part Number	Cut off Freq. (MHz)	Capacitance (+25/-20%) (pF)	Attenuation (Typical)	Rated current(mA)	Rated voltage(VDC)
KNA16300	300MHz	16pF	800-1000MHz@-25dB	35mA	25VDC
KNA21301	300MHz	15pF	800-2000MHz@-20dB	35mA	25VDC
KNA21400	400MHz	18pF	800-1000MHz@-20dB	50mA	25VDC

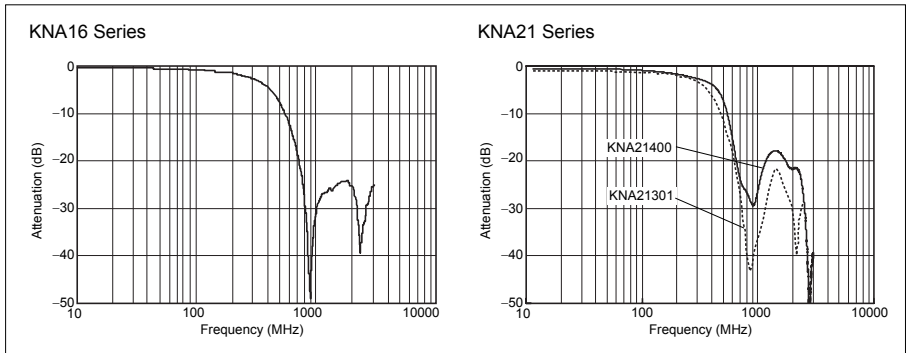
Operating Temperature: -25 to 85(°C)

Dimensions

(Unit : mm)



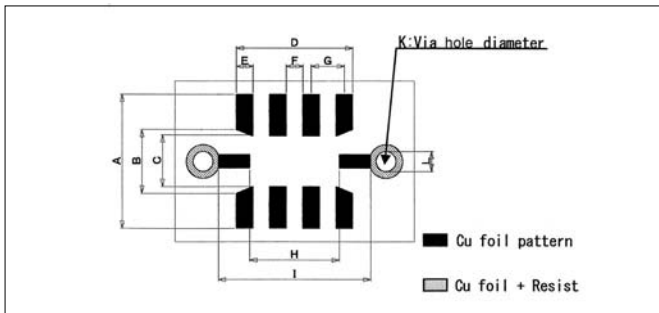
Frequency Characteristics



	L	W	T	P	S	G
KNA16	1.60±0.08	0.8±0.08	0.50±0.1	0.40	0.20±0.075	0.20±0.075
KNA21	2.0±0.2	1.25±0.2	0.7±0.15	0.50	0.25±0.1	0.40±0.15

Recommended Land Pattern

(Unit : mm)

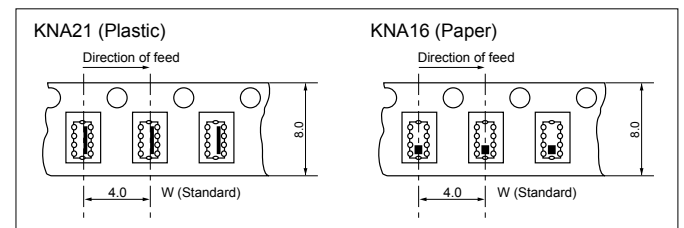



CODE	A	B	C	D	E	F	G	H	I	K	L
KNA16	1.10	0.60	0.50	1.40	0.20	0.20	0.40	1.30	1.80	0.20	0.20
KNA21	2.00	0.95	0.75	1.75	0.25	0.25	0.50	1.35	2.45	0.30	0.20

Packaging Specification

- Taping
 - (KNA16 : 5,000/reel : STD.)
 - (4,000/reel : Opt.)
 - (KNA21 : 3,000/reel : STD.)

(Unit : mm)





RoHS Compliant

Features

- Distributed constant type LC filter. Prevents ringing caused by circuit impedance. Suitable for high speed digital circuits and video signal lines.
- Stable noise attenuation over wide frequency ranges.
- Low profile (H=0.85mm max.) suitable for miniature electronic equipments.
- First class auto-placement

Applications

- PCs, Laser Printers, Cellular Phone, Clock Data Lines for LCD Display
- High Speed Video Signal Circuits and Interface Circuits
- High Speed Digital Circuits
- Anti-Noise Solution
- Achieves Effective Noise Suppression in Noisy High Speed Circuits without Signal Waveform Distortion

How to Order

KNA 32 050 - W 3
① ② ③ ④ ⑤

- ① Series
- ② Size EIA (EIAJ)
32 :1206 (3216)
- ③ Frequency

050	50MHz	200	200MHz
100	100MHz		

*Frequency at Attenuation typical 3dB, max. 6dB

- ④ Taping Direction (See Fig.1)
W: Standard
- ⑤ Quantity per Reel

3	3000pcs.
----------	----------

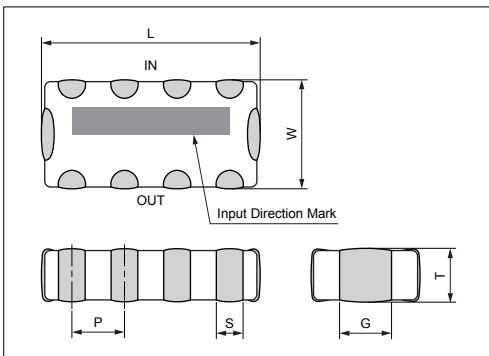
Specifications

Part Number	Cut off Freq. (MHz)	Capacitance (+25/-20%) (pF)	20dB Attenuation (Typecal)	Rated current(mA)	Rated voltage(VDC)
KNA32050	50MHz	115pF	350 – 850MHz	100mA	25VDC
KNA32075	75MHz	82pF	400 – 900MHz	100mA	25VDC
KNA32100	100MHz	65pF	450 – 950MHz	100mA	25VDC
KNA32150	150MHz	45pF	600–1100MHz	100mA	25VDC
KNA32200	200MHz	35pF	700–1200MHz	100mA	25VDC

Operating Temperature: -25 to 85(°C)

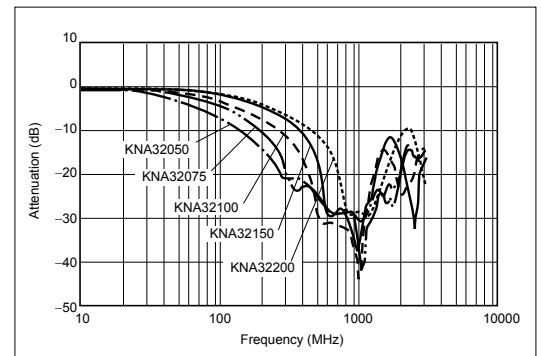
Dimensions

(Unit : mm)



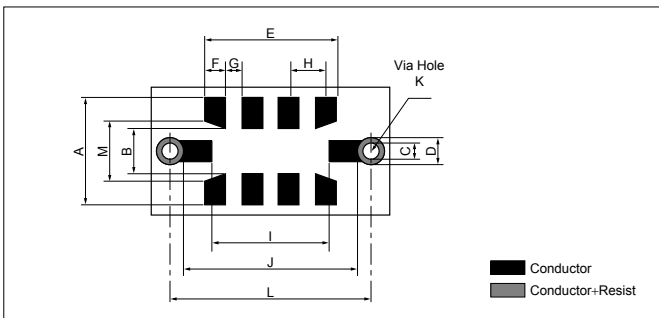
	KNA32
L	3.2±0.2
W	1.6±0.2
T	0.75±0.1
P	0.8
S	0.35±0.15
G	0.80±0.20

Frequency Characteristics



Recommended Land Pattern

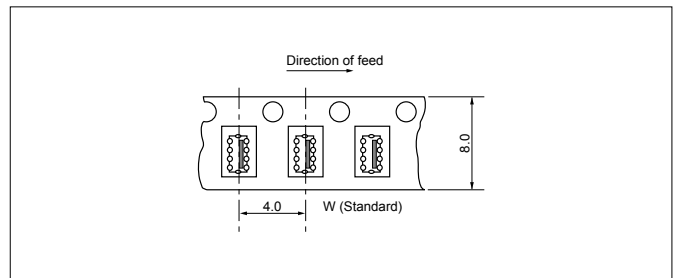
(Unit : mm)



Packaging Specification (Fig.1)

- Taping (3,000/reel)

(Unit : mm)



CODE	A	B	C	D	E	F	G	H	I	J	K	L	M
DIMENSION	2.2	1.0	0.4	0.6	2.8	0.4	0.4	0.8	2.6	3.8	0.3 to 0.4	4.2	1.3