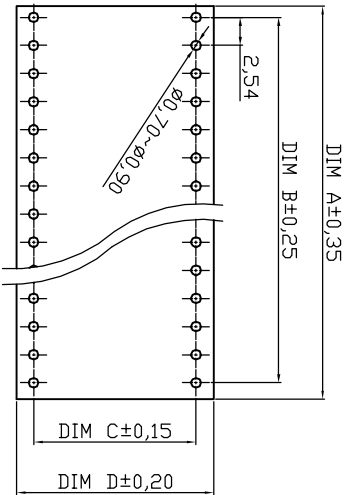
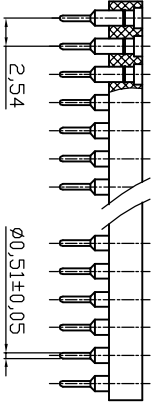
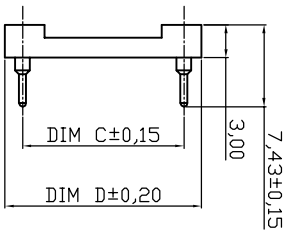
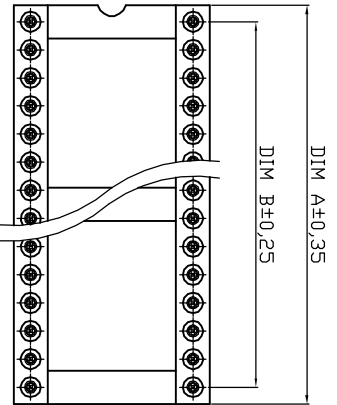


1	2	3	4	5	6	7
A	B	C	D	E	F	G
A	B	C	D	E	F	G
C	D	E	F	G	H	H
D	E	F	G	H	H	H
E	F	G	H	H	H	H
F	G	H	H	H	H	H
G	H	H	H	H	H	H
H	H	H	H	H	H	H
1	2	3	4	5	6	7



Contact	Dim A	Dim B	Dim C	Dim D
06	7.62	5.08	7.62	10.16
08	10.16	7.62	7.62	10.16
10	12.70	10.16	7.62	10.16
14	17.78	15.24	7.62	10.16
16	20.32	17.78	7.62	10.16
18	22.86	20.32	7.62	10.16
20	25.40	22.86	7.62	10.16
22	27.94	25.40	10.16	12.70
24*	30.48	27.94	7.62	10.16
24	30.48	27.94	15.24	17.78
28*	35.56	33.02	7.62	10.16
28	35.56	33.02	15.24	17.78
32	40.64	38.10	15.24	17.78

Order Code: AR XX- X X

No. of contact: 06 - 64

Plating: HZL - Sleeve tin / c/p gold flash  
HZL/01 - Sleeve tin / c/p 10u" gold  
HZL/07 - Sleeve tin / c/p 30u" gold  
HGL - Sleeve gold flash / c/p gold flash

Versions: - Standard  
- Only for 24+28 poles\*  
-TT  
-/-TT (Dim C: 7.62)

**ROHS compliant**  
Unit:mm

Scale	Free
TOLERANCE	
X.	±0.50
X.X	±0.30
X.XX	±0.10
DIM	TOL
X.°	±1°
Angle	TOL

Date	Name
Drawn	Lucas
Approved	Winnie

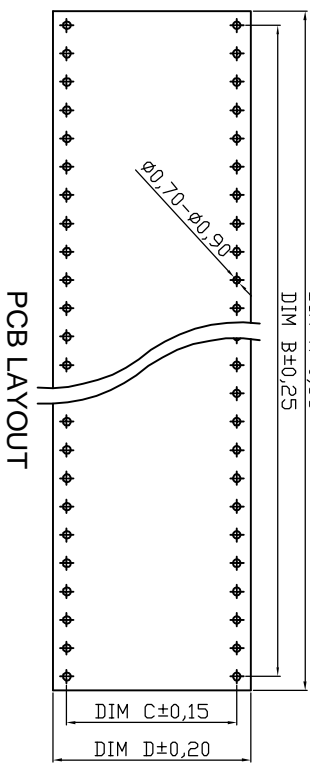
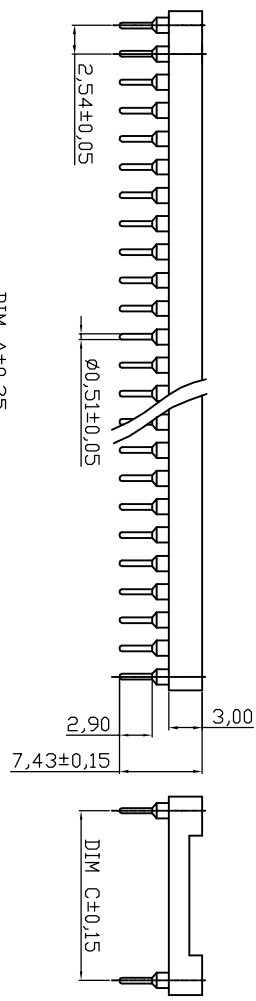
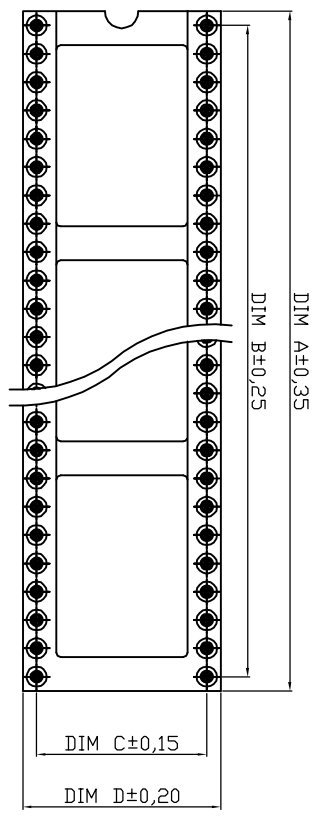
Customer-No.	ASSMANN WSW-No.	AR XX-X X
Drawing-No.	ASS 4852 CO	
Replace	rev02	
Sheet	1/2	

NOTES

- Material:  
Pin (outer sleeve) : Brass,machined, CuZn39Pb2  
C/p/contact 4 finger) : Phosphor Bronze  
Insulator body(black) : Glass filled thermoplastic polyester UL94V-0  
Electrical  
Current rating : 3 Amps/contact max.  
Contact resistance : ≤4mΩ /contact  
Insulation resistance : ≥10000MΩ at 500VAC  
Rated voltage : 100 VRMS/150VDC  
Mechanical  
Operating temperature : Gold plated:-55 °C to +125° C (Continuous)  
-67 °F to +105° F  
Tin plated:-40 °C to +105° C  
Average insertion force with steel pin of: ø0.43mm/0.017" < 250g  
Average withdrawal force with steel pin of ø 0.43mm/0.017" >50g  
min.200  
Mechanical life :  
Applications and features:  
1. The open frame is most common type.  
2. The open body design gives better access (for cleaning and inspections) to air-cooling.  
3. Side and end stackable.  
4. High retention design prevents IC walkout during heavy vibration.  
5. Closed bottom sleeve for 100% anti-wicking of solder.  
6. Twist free construction.  
Environmental data  
Solderability (IEC 60068-2-20, Ta) :235 °C, 2s  
Resistance to soldering heat (IEC 60068-2-20, Tb) :  
-Through hole mount components :260 °C, 10s



1	2	3	4	5	6	7
---	---	---	---	---	---	---



Contact	Dim A	Dim B	Dim C	Dim D
36	45.72	43.18	15.24	17.78
40	50.80	48.26	15.24	17.78
42	53.34	50.80	15.24	17.78
48	60.96	58.42	15.24	17.78
50	63.50	60.96	15.24	17.78
52	66.04	63.50	15.24	17.78
50	63.50	60.96	22.86	25.40
52	66.04	63.50	22.86	25.40
64	81.28	78.74	22.86	25.40

NOTES

- Material: Brass, machined, CuZn38Pb2
- Pin (outer sleeve) : Phosphor Bronze
- Clip/contact 4 finger) : Glass filled thermoplastic polyester UL94V-0
- Insulator body(black) :
- Electrical
- Current rating : 3 Amps/contact max.
- Contact resistance : ≤ 4mΩ /contact
- Insulation resistance : ≥ 1000 MΩ at 500VAC
- Rated voltage : 100 VRMS /150VDC
- Mechanical
- Operating temperature : Gold plated:-55 °C to +125°C
- 67 °F to +105°F
- Tin plated:-40 °C to +105°C
- Average insertion force with steel pin of: φ0.43mm(0.017") < 250g
- Average withdrawal force with steel pin of φ 0.43mm(0.017") > 50g
- Mechanical life : min.200
- Applications and features:
- 1.The open frame is most common type.
- 2.The open body design gives better access (for cleaning and inspections) to air,-cooling.
- 3.Side and end stackable.
- 4.High retention design prevents IC walkout during heavy vibration.
- 5.Closed bottom sleeve for 100% anti-wicking of solder.
- 6.Twist free construction.
- Environmental data
- Solderability (IEC 60068-2-20, T9) : 235 °C, 2s
- Resistance to soldering heat (IEC 60068-2-20, T9) :
- Resistance to soldering heat (IEC 60068-2-20, T9) : 260 °C, 10s
- Through hole mount components

**ROHS compliant**  
Unit:mm

Scale	Free				
<b>TOLERANCE</b>					
X.	±0.50				
X.X	±0.30				
X.XX	±0.10				
<b>DIM TOL</b>					
①	Add sheet 2				
②	Add "HGL"-Version, corrected P/N code	28.01.2014	A. Plate		
③	Drawn	23.07.2012	Lucas		
Angle	TOL	Id.	Modification	Date	Name

Date	Name	Customer-No.
23.07.2012	Lucas	
16.08.2012	Winnie	

ASSMANN WSW-No.	AR XX-X X
Drawing-No.	
ASS 4852 CO	rev02
Replace	Sheet 2/2

1	2	3	4	5	6	7
---	---	---	---	---	---	---