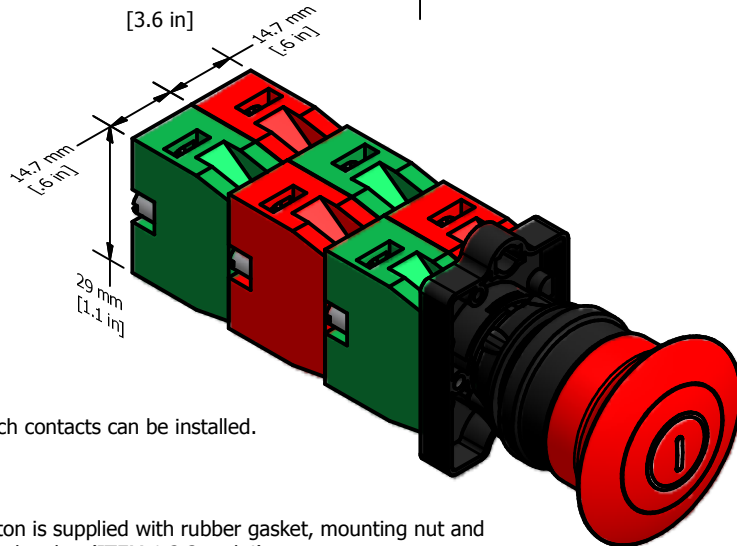
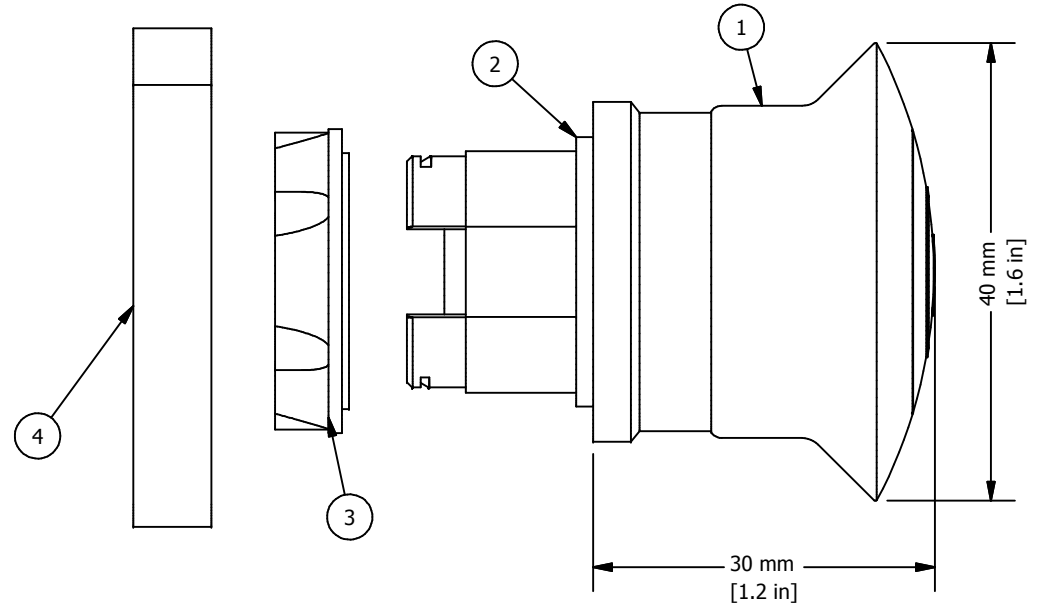
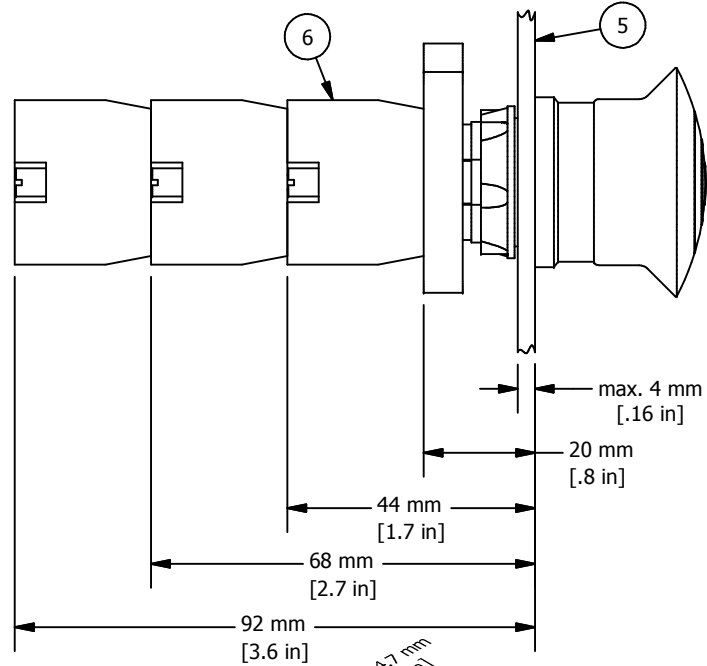


REVISION FOR DWG # 1PB-P2AMPP4

| REV | CH.NO. | DESCRIPTION | DATE | REVISED BY |
|-----|--------|-----------------|-----------|------------|
| - | - | ORIGINAL DESIGN | 11/5/2007 | PHILIPP E. |



Up to **six** switch contacts can be installed.

- * = Push button is supplied with rubber gasket, mounting nut and mounting bracket (ITEM 1,2,3 and 4)
- ** = Switch Contacts must be ordered separately

| ITEM | DESCRIPTION | CAT. NO. | COLOR | MIN. QTY. | MAX. QTY. |
|------|---------------------------|----------|------------|-----------|-----------|
| 1* | Mushroom, 40 mm Push-Pull | P2AMPP4 | Red | 1 | 1 |
| 2* | Rubber Gasket | 2PRG1 | Black | 1 | 1 |
| 3* | Mounting Nut | P2MN | Black | 1 | 1 |
| 4* | Mounting Bracket | P2BRK | Black | 1 | 1 |
| 5 | Panel | - | - | - | - |
| 6** | Switch Contacts | S1 | Green | 1 | 6 |
| | | S2 | Red | 1 | 6 |
| | | S3 | Green/Gray | 1 | 6 |
| | | S4 | Red/Gray | 1 | 6 |

UNLESS OTHERWISE SPECIFIED:
 • ALL DIMENSIONS ARE IN MILLIMETERS
 • THIRD ANGLE PROJECTION



This Drawing is the property of

Altech Corp.

35 Royal Road
 Flemington, NJ 08822-6000
 (908) 806-9400
 Fax (908) 806-9490

AND IS A CONFIDENTIAL
 DISCLOSURE WITHOUT
 CONSIDERATION OTHER THAN THE
 BORROWER'S AGREEMENT THAT IT
 SHALL NOT BE REPRODUCED,
 COPIED, LENT OR DISPOSED OF
 DIRECTLY OR INDIRECTLY NOR
 USED FOR ANY PURPOSE OTHER
 THAN THAT FOR WHICH IT IS
 SPECIFICALLY FURNISHED.

TITLE **22 mm Thermoplastic Enclosure Mushroom Push-Pull Operator
 P2AMPP4**

DRAWN BY:
 Philipp Ernstberger

11/5/2007

CHECKED BY:
 Laszlo Gyorgypal

11/5/2007

RELEASED BY:
 Laszlo Gyorgypal

11/5/2007

DRAWING NO.:

1PB-P2AMPP4

REV.:

-

SCALE:

-

SHEET: 1

OF: 1

| TOLERANCE | |
|-----------|-----------|
| XX | = ±1 mm |
| XX.X | = ±0.5 mm |
| XX.XX | = ±0.2 mm |
| ALL | = - mm |

M
E
T
R
I
C