

# FIXED PRINTED CIRCUIT

## Metric Pin Spacing<sup>a</sup>



### Tubular Screw Clamp

For use when standard size printed circuit terminal blocks are too large for available space or where a very small circuit board is utilized.

Our new subminiature design offers a low profile, an extremely small "footprint" and the highest circuit density available.

- Multipole, Single Mold Design
- Up to 7 Circuits Per Inch
- Pin Spacing is Maintained When Terminal Blocks are Placed End-to-End
- With Wire Protector
- Housing Material: Polyamide 6.6
- Standard Color: Gray

<sup>a</sup>Blocks with US (Inch) pin spacing begin on page 110.

**Ratings**  
**IEC/VDE**  
 (File No. E101811)  
 (File No. LR68503)

*Extremely small "footprint" and the highest circuit density available*



**AK550**  
**Front Wire Entry**

Pin Spacing 3.5mm (.138)  
 Stripping Length 5.5mm (.217)  
 Screw Hole Diameter 2.5mm (.098)

*Extremely small "footprint" and the highest circuit density available*



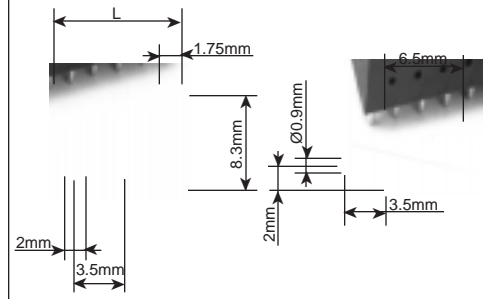

**AK555**  
**Top Wire Entry**

Pin Spacing 3.5mm (.138)  
 Stripping Length 5.5mm (.217)  
 Screw Hole Diameter 2.5mm (.098)

Wire Range	Current	Voltage
0.25-1.0mm <sup>2</sup>	6A	125V
28-16 AWG	6A	300V
28-16 AWG	6A	150V

Wire Range	Current	Voltage
0.25-1.0mm <sup>2</sup>	6A	125V
28-16 AWG	6A	300V
28-16 AWG	6A	150V

Ordering Information	No. of Poles	AK550				AK555			
		Type	Cat. No.	Length L mm (in.)	Std. Pk.	Type	Cat. No.	Length L mm (in.)	Std. Pk.
Terminal Block, mm Pin Spacing	2	AK550/2wp	29.002	7.00 (.28)	100	AK555/2wp	29.102	7.00 (.28)	100
	3	AK550/3wp	29.003	10.50 (.41)	100	AK555/3wp	29.103	10.50 (.41)	100
	4	AK550/4wp	29.004	14.00 (.55)	50	AK555/4wp	29.104	14.00 (.55)	50
	5	AK550/5wp	29.005	17.50 (.69)	50	AK555/5wp	29.105	17.50 (.69)	50
	6	AK550/6wp	29.006	21.00 (.83)	50	AK555/6wp	29.106	21.00 (.83)	50
	7	AK550/7wp	29.007	24.50 (.97)	30	AK555/7wp	29.107	24.50 (.97)	30
	8	AK550/8wp	29.008	28.00 (1.10)	30	AK555/8wp	29.108	28.00 (1.10)	30
9	AK550/9wp	29.009	31.50 (1.24)	30	AK555/9wp	29.109	31.50 (1.24)	30	
10	AK550/10wp	29.010	35.00 (1.38)	30	AK555/10wp	29.110	35.00 (1.38)	30	
11	AK550/11wp	29.011	38.50 (1.52)	20	AK555/11wp	29.111	38.50 (1.52)	20	
12	AK550/12wp	29.012	42.00 (1.65)	20	AK555/12wp	29.112	42.00 (1.65)	20	
13	AK550/13wp	29.013	45.50 (1.79)	20	AK555/13wp	29.113	45.50 (1.79)	20	
14	AK550/14wp	29.014	49.00 (1.93)	20	AK555/14wp	29.114	49.00 (1.93)	20	
15	AK550/15wp	29.015	52.50 (2.07)	20	AK555/15wp	29.115	52.50 (2.07)	20	
16	AK550/16wp	29.016	56.00 (2.21)	15	AK555/16wp	29.116	56.00 (2.21)	15	



mm		in.		Dimensions	
0.90	0.035	3.80	0.150		
1.75	0.069	6.50	0.256		
2.00	0.079	8.30	0.327		
3.50	0.138				